

Gillingham Drive

REF. SHEET L1.2

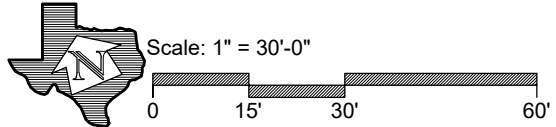
REF. SHEET L1.1

L1.0

HORIZON
DESIGN AND DEVELOPMENT
PLANNING LANDSCAPE ARCHITECTURE
DEVELOPMENT CONSULTING
16414 San Pedro Ave., Suite 630
San Antonio, Texas 78232
210.233.9650 jrobinson@horizondesign-sa.com

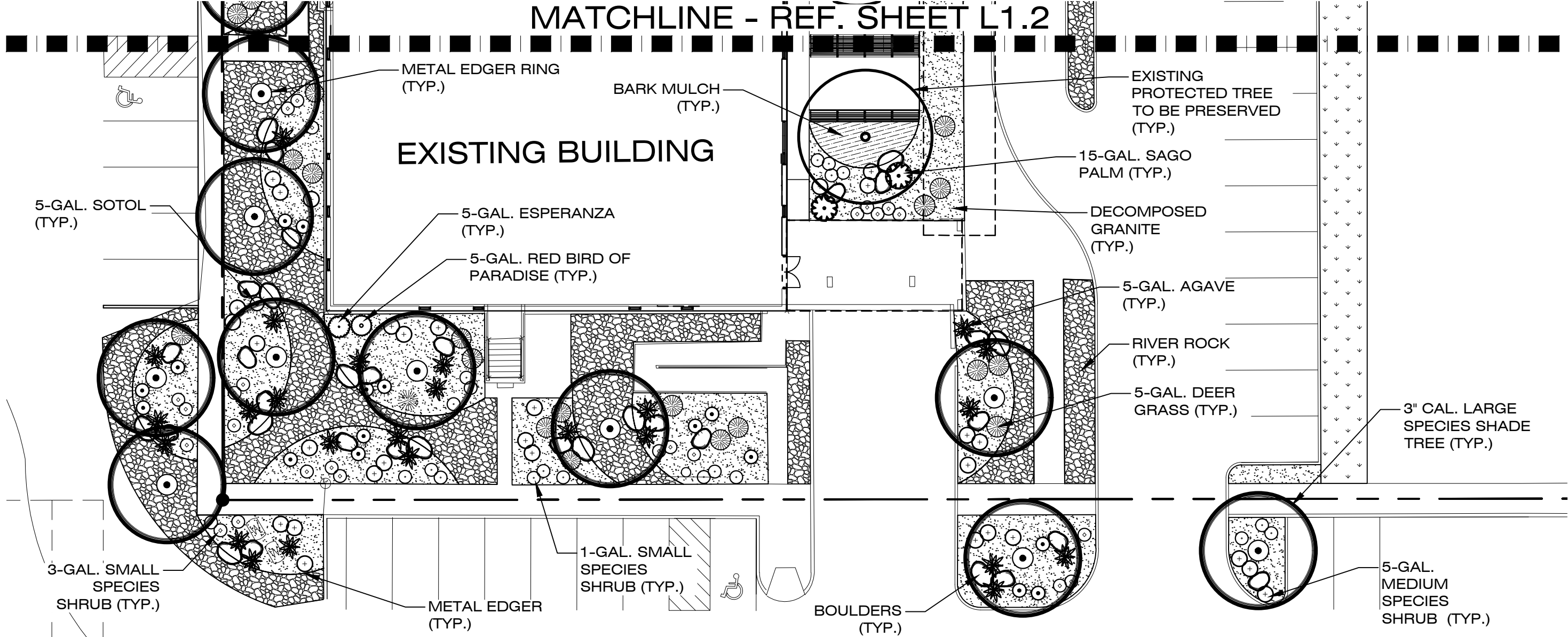
Mein Eye Institute

OVERALL LANDSCAPE PLANTING PLAN



San Antonio, Texas May 27, 2026

MATCHLINE - REF. SHEET L1.2

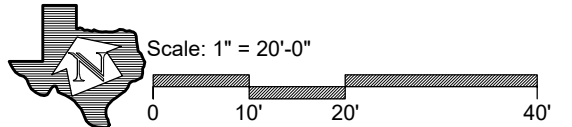


L1.1

HORIZON
 DESIGN AND DEVELOPMENT
 PLANNING LANDSCAPE ARCHITECTURE
 DEVELOPMENT CONSULTING
 16414 San Pedro Ave., Suite 630
 San Antonio, Texas 78232
 210.233.9650 jrobinson@horizondesign-sa.com

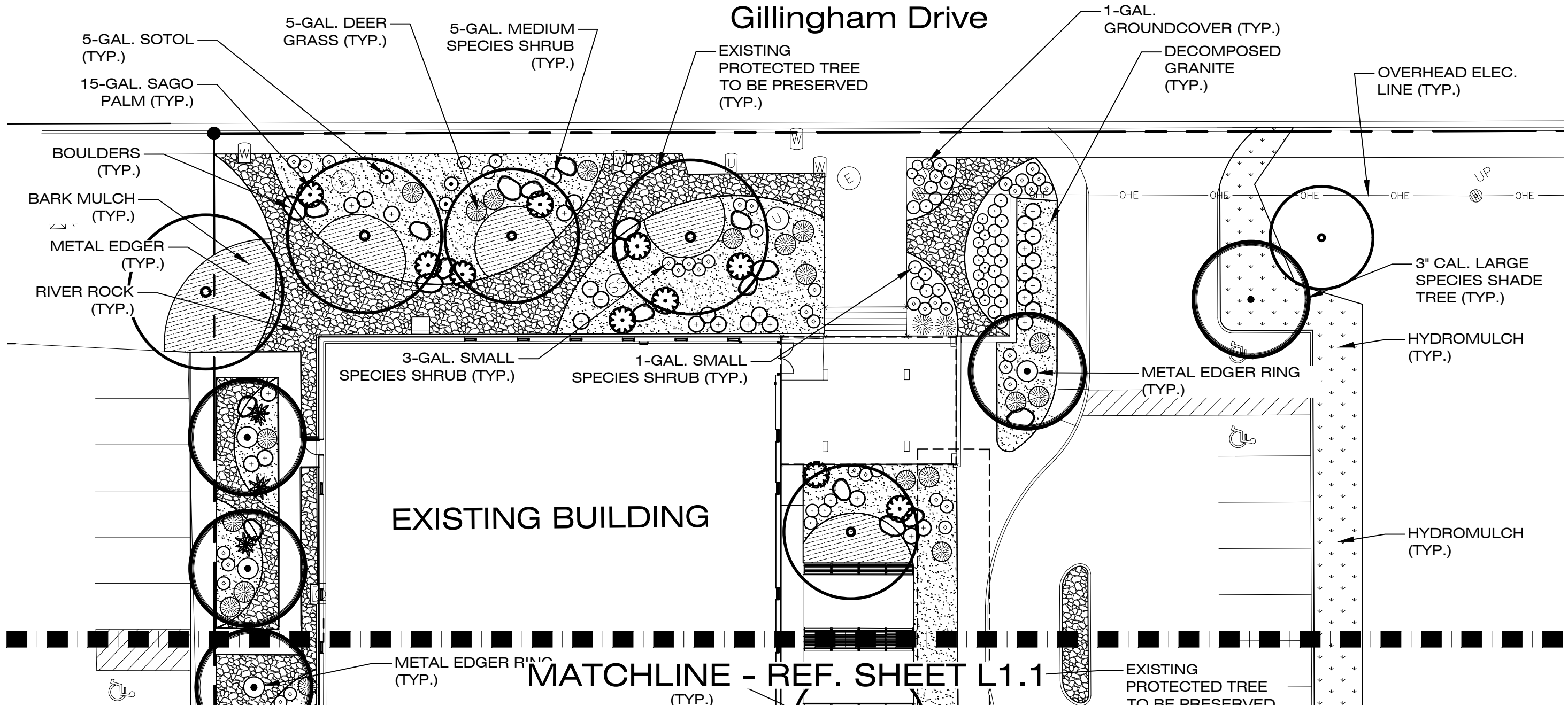
Mein Eye Institute

ENLARGED LANDSCAPE PLANTING PLAN



San Antonio, Texas May 27, 2026

Gillingham Drive

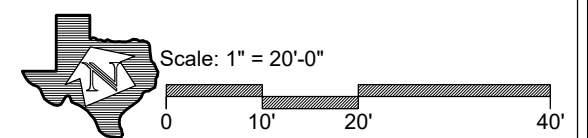


L1.2

H O R I Z O N
 DESIGN AND DEVELOPMENT
 PLANNING LANDSCAPE ARCHITECTURE
 DEVELOPMENT CONSULTING
 16414 San Pedro Ave. Suite 630
 San Antonio, Texas 78232
 210.233.9650 jrobinson@horizondesign-sa.com

Mein Eye Institute

ENLARGED LANDSCAPE PLANTING PLAN



San Antonio, Texas May 27, 2026

LIVE OAK
Quercus virginiana



SHUMARD OAK
Quercus shumardii



MEXICAN SYCAMORE
Platanus mexicana



CEDAR ELM
Ulmus crassifolia



CENTURY PLANT
Agave americana



CAST IRON PLANT
Aspidistra elatior



AMERICAN BEAUTYBERRY
Callicarpa americana



RED BIRD OF PARADISE
Caesalpinia pulcherrima



HOLLY FERN
Cyrtomium falcatum



SAGO PALM
Cycas revoluta



SOTOL
Dasyliirion wheeleri




AZTEC GRASS
Liriope muscari 'Variegated Giant'



DEER GRASS
Muhlenbergia lindheimeri



'HARBOR DWARF' NANDINA
Nandina domestica 'Harbor Dwarf'



'SPRINGTIME' INDIAN HAWTHORN
Raphiolepis indica 'Springtime'



RED SALVIA
Salvia greggii



MEXICAN BUSH SAGE
Salvia leucantha



ESPERANZA
Tecoma stans

