

ABRAMI

145 THORAIN BLVD
SAN ANTONIO, TX 78212



SALES CONSULTANT:

HEATHER KEENAN
726-246-0188
HKEENAN@CROSS-TX.COM

DESIGNER:

KELLIE LYON
210-625-8865
KLYON@CROSS-TX.COM

PROJECT MANAGER:

KARA LINNENS
210-809-4187
KLINNENS@CROSS-TX.COM

CLIENTS:

JACOB & STEPHANIE ABRAMI
210-383-8977/210-383-2615
AGRAMIJACOB@HOTMAIL.COM/
STEPHABRAMI@HOTMAIL.COM

FOR ESTIMATING ONLY

CLIENT APPROVAL

INITIAL: _____

DATE: _____

INITIAL: _____

DATE: _____

JACOB & STEPHANIE ABRAMI
145 THORAIN BLVD
SAN ANTONIO, TX 78212

TITLE PAGE

JOB NO.:

26-0039

DESIGNER:

KL

DRAWN BY:

KL

REVIEWED BY:

LC/EA

ISSUE DATE:

06.10.26

REVISION DATES:

SHEET NUMBER

G1.1

GENERAL NOTES

- DESIGNERS TO BE INVITED TO THE FOLLOWING MEETINGS/WALKS DURING CONSTRUCTION: BLUE BOX WALK, CABINET MEASURE, COUNTERTOP MEASURE, TILE WALK, & HARDWARE WALK

GENERAL ELECTRICAL NOTES

- PLACE OUTLETS WHERE REQUIRED BY BUILDING CODES
- CONFIRM PLACEMENT OF SMOKE DETECTORS PER BUILDING CODES (REF IRC R314.3 FOR LOCATIONS, 314.4 FOR INTERCONNECTION REQUIREMENTS)
- ELECTRICAL NOTES SHOWN ON ELEVATIONS WILL BE IN **RED**
- ALL ELECTRICAL SHOWN ON PLANS IN **RED** IS NEW; ANYTHING IN **BLUE** IS EXISTING FIXTURES TO HAVE AN UPDATED FIXTURE OR DEVICE; ALL ELECTRICAL SHOWN IN **GRAY** IS EXISTING ELECTRICAL AND FIXTURES THAT WILL NOT BE AFFECTED

PROJECT SPECIFIC NOTES

- HOME IS LOCATED WITHIN THE OLMOS PARK TERRACE HISTORIC DISTRICT
- CLIENTS TO ARRANGE REMOVAL & STORAGE OF EXISTING SOLAR PANELS
- CLIENTS TO ARRANGE FOR REMOVAL & DONATING OF APPLIANCES NOT BEING REUSED WITH THE EXCEPTION OF THE WASHER/DRYER. IF NOT REMOVED BY TIME OF DEMO, CROSS WILL DISPOSE OF
- CLIENTS TO REMOVE EXISTING CEILING FANS PRIOR TO DEMO
- DEMO WHOLE HOME TO STUDS INCLUDING ALL WINDOWS; NOT INCLUDING THE LIVING ROOM FIREPLACE (LEAVE AS-IS INCLUDING HEARTH TILE), HARDWOOD FLOORS IN LIVING, BED #1, LIBRARY, HALL #1, SOLID WOOD INTERIOR DOORS, FRONT DOOR, & DOORBELL WIRING
- REFINISH EXISTING HARDWOOD FLOORING IN LIVING, BED #1, LIBRARY, HALL #1; INSTALL MATCHING HARDWOOD FLOORING IN PRIMARY SUITE AREA
- NEW MINERAL WOOL INSULATION IN WALLS & NEW BLOWN CELLULOSE INSULATION IN ATTIC, PLUMBING, & ELECTRICAL WIRING THROUGHOUT HOME
- NEW SMOKE DETECTORS THROUGHOUT PER CODE
- LOWER FLOOR IN PRIMARY HALL, PRIMARY BEDROOM, & PRIMARY BATHROOM TO BE FLUSH WITH MAIN LIVING SPACES OF HOUSE
- RAISE CEILING HEIGHTS IN KITCHEN/DINING, & WALK-IN CLOSET, TO ALL BE 9'; RAISE ROOFLINE TO BE FLUSH ACROSS BACK OF HOUSE
- GABLE PRIMARY BEDROOM CEILING & ADD FAUX WOOD BEAMS
- NEW WINDOWS THROUGHOUT
- NEW WOOD BASEBOARD, CROWN MOLDING, WINDOW CASING & SILLS THROUGHOUT
- NEW INTERIOR PAINT THROUGHOUT INCLUDING INTERIOR WALLS, CEILINGS, TRIM, DOORS (EXCLUDING FRONT DOOR)
- NEW EXTERIOR SIDING & PAINT (DO NOT PAINT EXISTING GUTTERS)
- NEW HINGES & LEVERS TO BE INSTALLED ON ALL EXISTING INTERIOR DOORS
- RE-ROUTE INTERNAL POWER FOR SOLAR PANELS

REVISION SCHEDULE

Number	Date	Revised By	Description

DRAWING INDEX

Title Page	G1.1
General Information	G1.2
Scope of Work	G1.3
Demolition Plan	A1.1
New Floor Plan	A2.1
Door & Window Schedules	A3.1
Existing Roof Plan	E4.1
Proposed Roof Plan	E4.2
Electrical & Reflected Ceiling Plan	E1.1
Wall Finish Plan	I2.1
Material & Countertop Plan	I3.1
Elevations	I1.1
Elevations	I1.2
Elevations	I1.3
Exterior Elevations	I1.5
Exterior Elevations	I1.6



510 PORTLAND
SAN ANTONIO, TX 78216
210.826.7200

CLIENT APPROVAL

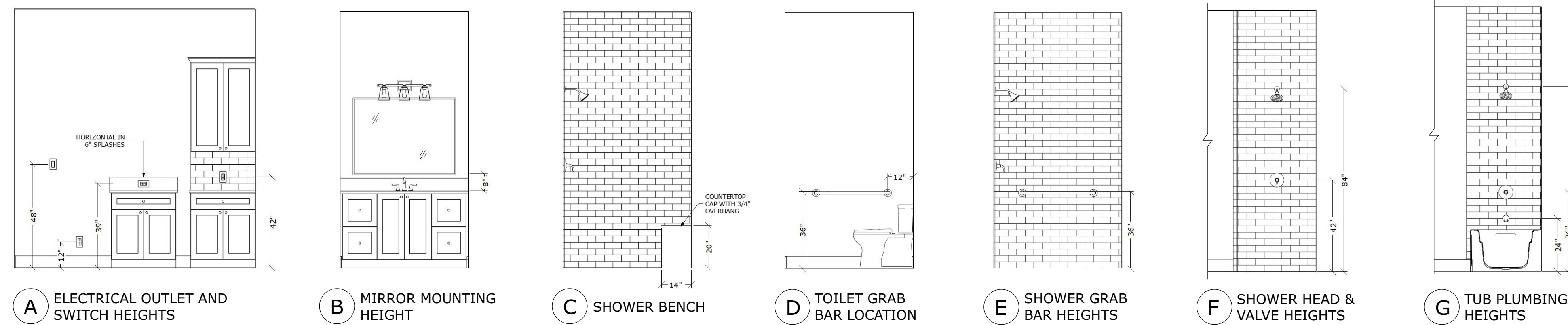
INITIAL: _____
DATE: _____
INITIAL: _____
DATE: _____

ABBREVIATIONS

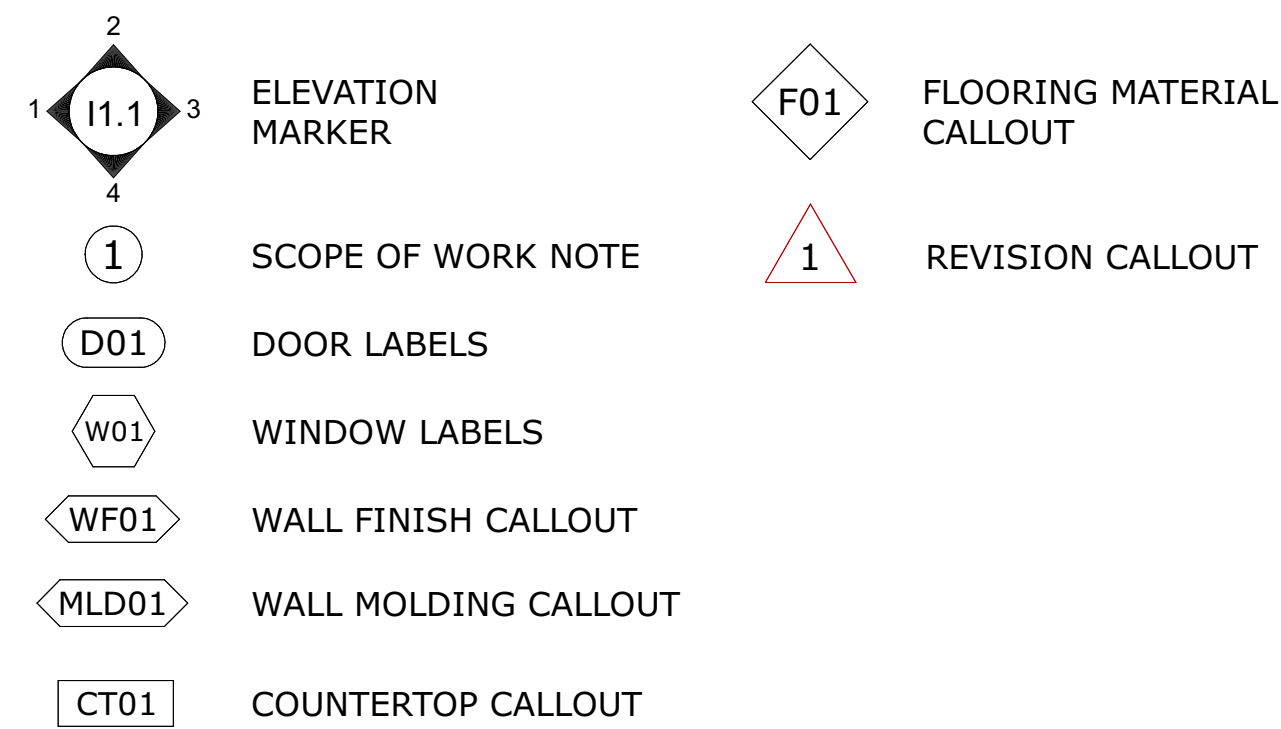
- TYP. - TYPICAL; REPEATED ELEMENT ON A SINGLE ELEVATION OR PLAN
- V.I.F. - VERIFY IN FIELD
- A.F.F. - ABOVE FINISHED FLOOR
- U.N.O. - UNLESS NOTED OTHERWISE
- I.L.O. - IN LIEU OF
- N.I.S. - NOT IN SCOPE
- EQ. - EQUAL

STANDARD DIMENSIONED ELEVATIONS [U.N.O.]

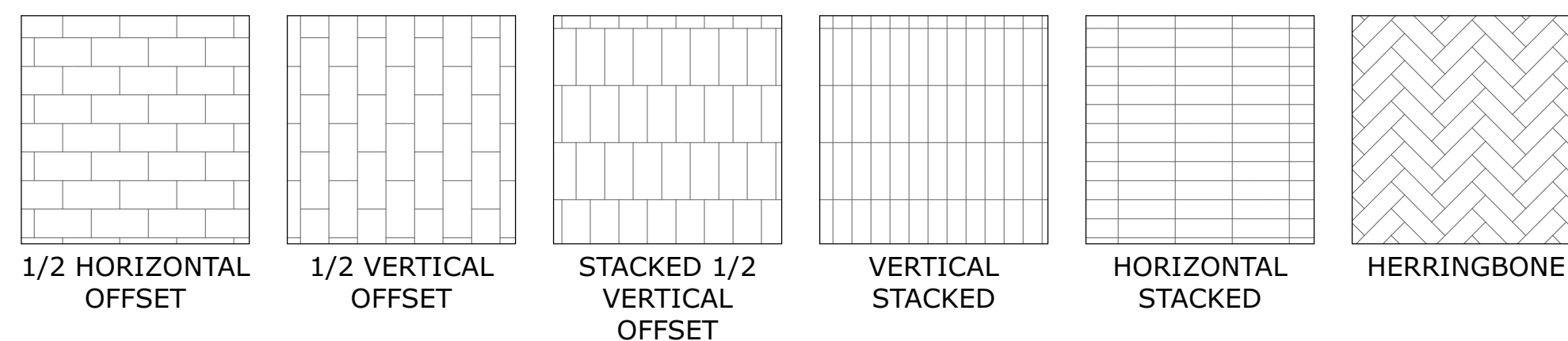
[DRAWINGS NOT TO SCALE]



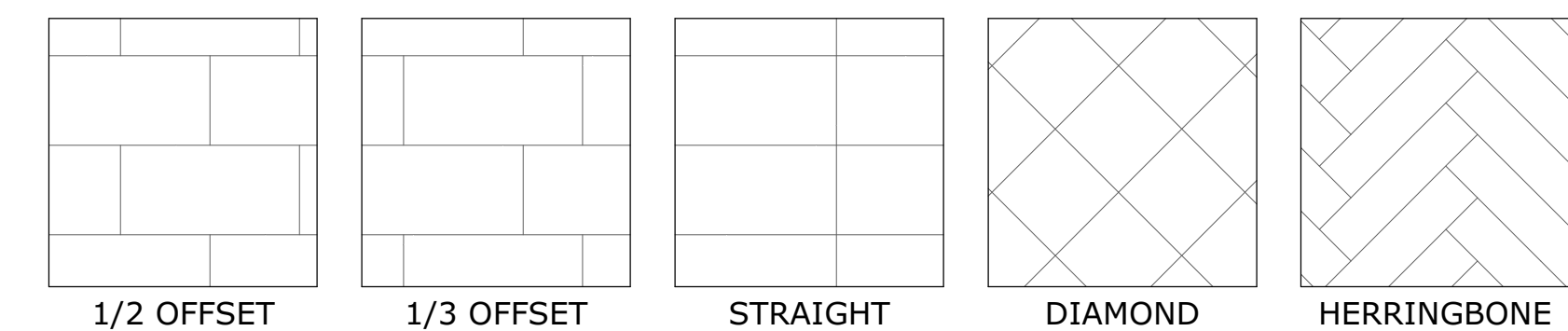
SYMBOLS



STANDARD TILE INSTALLATION PATTERNS [U.N.O.]



STANDARD FLOOR INSTALLATION PATTERNS [U.N.O.]



AREA CALCULATIONS (SF AFFECTED AREAS)

LIVING	300 SF
KITCHEN/DINING	436 SF
HALL #2	12 SF
PRIMARY HALL	35 SF
PRIMARY WIC	48 SF
PRIMARY BEDROOM	226 SF
PRIMARY BATH	84 SF
LIBRARY + WINE CLOSET + CLOSET #2	198 SF
HALL #1 + CLOSET	44 SF
GUEST BATH + LINEN	53 SF
BEDROOM #1 + CLOSET	188 SF
GARAGE + CLOSET	377 SF

REMOVE & STORE ITEMS BY AREA (FOR RE-INSTALL)

- WHOLE HOME**
- SOLID WOOD INTERIOR DOORS (HOLLOW-CORE DOORS TO BE THROWN OUT)
- KITCHEN**
- REFRIGERATOR
 - FAUCET
 - GARBAGE DISPOSAL
- HALL #1**
- PHONE NICHE
- GUEST BATH**
- VANITY CABINET
 - SMALL DOOR KNOB ON LINEN CLOSET DOOR
- GARAGE**
- WATER SOFTENER

PROJECT OPTIONS PROVIDED

- OPT 1: PRIMARY HALL, PRIMARY BEDROOM, & PRIMARY BATHROOM**
- IF FLOORING IN THESE SPACES CANNOT BE LOWERED, BUILD RAMP CONNECTING HALL #2 & PRIMARY HALL-
- OPT 2: PRIMARY WALK-IN CLOSET**
- IF RAMP IS BEING BUILT CONNECTING HALL #2 TO PRIMARY HALL, RAISE FLOOR HEIGHT TO BE FLUSH WITH PRIMARY BEDROOM FLOOR-
- OPT 3: PRIMARY BEDROOM**
- VAULT CEILING & ADD FAUX WOOD BEAMS
- OPT 4: PRIMARY BEDROOM**
- INSTALL NEW WOOD BURNING STOVE WITH NON-COMBUSTIBLE SURROUND; VENT OUTSIDE; REINFORCE FLOORING BELOW FOR ADDED WEIGHT
- OPT 5: EXTERIOR**
- UPGRADE ALL SIDING TO CEMENT BOARD SIDING
- OPT 6: GARAGE LAUNDRY ROOM**
- ADD SHELVING AND/OR CABINETRY ABOVE WASHER/DRYER
 - PLUM FOR NEW SINK; INSTALL SINK & FAUCET
 - INSTALL TANK-LESS WATER HEATER
- OPT 7: HARDWOOD FLOORING**
- REFINISH EXISTING HARDWOOD FLOORING IN LIVING, BED #1, LIBRARY, HALL #1; INSTALL SOLID WOOD FLOORING IN PRIMARY SUITE AREA (MATCH TO EXISTING)
- OPT 8: ENGINEERED WOOD FLOORING**
- DEMO ALL EXISTING HARDWOOD FLOORING & REPLACE W/ENGINEERED WOOD FLOORING IN LIVING, BED #1, LIBRARY, & PRIMARY SUITE AREA
- OPT 9: LIVING ROOM**
- STRIP & REFINISH FIREPLACE SURROUND
 - DEMO & INSTALL NEW TILE SURROUND AND HEARTH (PENDING CODE REQUIREMENTS)
- OPT 10: ROOF**
- RAISE ROOF OVER GARAGE TO MAKE FLUSH WITH KITCHEN ROOF; MATCH & TIE-IN SHINGLES TO EXISTING ROOFING MATERIAL
- OPT 11: CLOSET TO WINE FRIDGE CONVERSION**
- CONVERT CLOSET #3 IN LIBRARY TO WINE FRIDGE

JACOB & STEPHANIE ABRAMI
145 THORAIN BLVD
SAN ANTONIO, TX 78212

GENERAL INFORMATION

JOB NO.:
26-0039

DESIGNER:
KL

DRAWN BY:
KL

REVIEWED BY:
LC/EA

ISSUE DATE:
06.10.26

REVISION DATES:

SHEET NUMBER

G1.2

CLIENT APPROVAL

INITIAL: _____

DATE: _____

INITIAL: _____

DATE: _____

JACOB & STEPHANIE ABRAMI
145 THORAIN BLVD
SAN ANTONIO, TX 78212

SCOPE OF WORK

JOB NO.:

26-0039

DESIGNER:

KL

DRAWN BY:

KL

REVIEWED BY:

LC/EA

ISSUE DATE:

06.10.26

REVISION DATES:

SHEET NUMBER

G1.3

LIVING

- WIDEN OPENING OF WALL SHARED BETWEEN LIVING & KITCHEN
- RE-STAIN FRONT DOOR; EXISTING DOOR HARDWARE TO REMAIN
- RETROFIT (3) NEW WINDOWS
- INSTALL NEW CEILING FAN
- INSTALL (5) NEW 4" WAFER LIGHTS
- INSTALL (1) NEW FLOOR PLUG

KITCHEN/DINING

- EXISTING REFRIGERATOR, FAUCET, & GARBAGE DISPOSAL TO BE STORED & REINSTALLED
- WIDEN OPENING OF WALL SHARED BETWEEN LIVING & KITCHEN
- DEMO WALL SHARED BETWEEN KITCHEN, DINING, SUN ROOM, & HALL #2 (THIS ABSORBS THE SUN ROOM INTO NEW KITCHEN LAYOUT)
- FRAME OUT NEW WALLS LOCATED BETWEEN KITCHEN/DINING, HALL #2, & PRIMARY WALK-IN CLOSET
- INSTALL NEW TILE FLOORING
- INSTALL NEW PERIMETER & ISLAND CABINETS, QUARTZ COUNTERTOPS, STAINLESS STEEL SPLASH ABOVE RANGE TOP, TILE BACKSPLASH, SINK, POT FILLER ABOVE RANGE TOP
- INSTALL NEW APPLIANCES: STAINLESS VENT HOOD OVER RANGE (VENT TO OUTSIDE), MICROWAVE W/TRIM KIT, 36" GAS RANGE TOP, 30" DOUBLE OVENS, BEVERAGE FRIDGE AT ISLAND, DISHWASHER; REINSTALL EXISTING REFRIGERATOR, FAUCET, & GARBAGE DISPOSAL
- INSTALL TAPE LIGHTING UNDER UPPER PERIMETER CABINETS
- INSTALL (2) POP-UP OUTLETS AT ISLAND
- INSTALL NEW CHANDELIER OVER DINING TABLE
- INSTALL (3) PENDANT LIGHTS OVER ISLAND
- INSTALL (18) 4" WAFER LIGHTS
- INSTALL (6) 120V APPLIANCE OUTLETS AT NEW APPLIANCE LOCATIONS
- INSTALL NEW WINDOW OVER KITCHEN SINK
- INSTALL NEW EXTERIOR DOOR TO GARAGE & NEW FULL-LIGHT EXTERIOR DOOR TO ACCESS BACKYARD

GARAGE

- REMOVE & STORE WATER SOFTENER
- DEMO WATER HEATER, CLOSET WALLS & DOORS, UPPER CABINETS TO LEFT OF CLOSET, PLATFORM UNDER WASHER/DRYER, DOOR TO KITCHEN
- INSTALL TANK-LESS WATER HEATER
- PITCH OF ROOF TO CHANGE; V.I.F. W/FRAMER, ENGINEER, & PROJECT MANAGER
- INSTALL NEW DOOR TO KITCHEN

SUN ROOM

- DEMO WALL SHARED BETWEEN KITCHEN, DINING, SUNROOM, & HALL #2 (THIS ABSORBS THE SUN ROOM INTO NEW KITCHEN LAYOUT)
- DEMO SOFFIT/DROPPED CEILING
- DEMO WALLS SHARED BETWEEN SUN ROOM, HALL #2 & WALK-IN CLOSET
- DEMO DOUBLE EXTERIOR FRENCH DOORS
- DEMO DOOR TO GARAGE

HALL #2

- DEMO WALL SHARED BETWEEN KITCHEN, DINING, SUN ROOM, & HALL #2 (THIS ABSORBS THE SUNROOM INTO NEW KITCHEN LAYOUT)
- DEMO HARDWOOD FLOORING & BASEBOARD
- DEMO SOFFIT/DROPPED CEILING
- DEMO WALL SHARED BETWEEN HALL #2 & WALK-IN CLOSET
- DEMO WALL & DOOR SHARED BETWEEN HALL #2 & PRIMARY HALL
- FRAME OUT NEW WALLS LOCATED BETWEEN KITCHEN/DINING, HALL #2, & PRIMARY WALK-IN CLOSET
- FRAME OUT NEW WALL & DOOR OPENING LOCATED BETWEEN HALL #2 & PRIMARY HALL; INSTALL NEW DOOR

PRIMARY HALL

- DEMO WALL SHARED BETWEEN HALL #2 & WALK-IN CLOSET
- DEMO SOFFIT/DROPPED CEILING & ATTIC ACCESS
- DEMO WALL SHARED BETWEEN PRIMARY HALL & PRIMARY BATH
- DEMO WALL SHARED BETWEEN PRIMARY HALL & PRIMARY WALK-IN CLOSET
- FRAME OUT NEW WALL & DOOR OPENING LOCATED BETWEEN KITCHEN & PRIMARY HALL; INSTALL NEW DOOR
- FRAME OUT NEW WALL SHARED BETWEEN PRIMARY HALL & PRIMARY BATH; ALLOW FOR NEW POCKET DOOR; INSTALL NEW POCKET DOOR
- FRAME OUT NEW WALL SHARED BETWEEN PRIMARY HALL & PRIMARY WALK-IN CLOSET; ALLOW FOR NEW POCKET DOOR; INSTALL NEW POCKET DOOR
- FRAME FOR NEW ATTIC ACCESS
- INSTALL (2) 4" WAFER LIGHTS

PRIMARY WALK-IN CLOSET

- DEMO WALLS SHARED BETWEEN SUN ROOM, HALL #2 & WALK-IN CLOSET
- DEMO WALL SHARED BETWEEN PRIMARY HALL & PRIMARY WALK-IN CLOSET
- DEMO SOFFIT/DROPPED CEILING
- FRAME OUT NEW WALL SHARED BETWEEN PRIMARY HALL & PRIMARY WALK-IN CLOSET; ALLOW FOR NEW POCKET DOOR; INSTALL NEW POCKET DOOR
- REINFORCE FLOOR JOISTS UNDER GUN SAFE TO ACCOMMODATE WEIGHT
- INSTALL NEW CABINETS, HANGING RODS, & SHELVING; INSTALL SHELF ABOVE GUN SAFE LOCATION (GUN SAFE IS PROVIDED BY CLIENT)
- INSTALL (3) 4" WAFER LIGHTS

PRIMARY BEDROOM

- DEMO (3) WINDOWS & WIDEN OPENING BETWEEN TWO BACK WINDOWS TO MAKE ROOM FOR LARGER PICTURE WINDOW
- DEMO DRYWALL CEILING & GABLE
- FRAME OUT FOR NEW LARGE PICTURE WINDOW
- INSTALL (1) NEW PICTURE WINDOW
- RETROFIT (1) NEW WINDOW
- INSTALL (4) 4" WAFER LIGHTS
- INSTALL (1) NEW CEILING FAN

PRIMARY BATH

- DEMO WALL SHARED BETWEEN PRIMARY HALL & PRIMARY BATH
- FRAME OUT NEW WALL SHARED BETWEEN PRIMARY HALL & PRIMARY BATH; ALLOW FOR NEW POCKET DOOR; INSTALL NEW POCKET DOOR
- ADD BLOCKING IN SHOWER FOR FUTURE GRAB BARS
- INSTALL NEW WINDOW W/OBSCURE GLASS
- FRAME OUT NEW SHOWER WALLS FOR ZERO ENTRY SHOWER
- INSTALL GLASS ON SHOWER PONY WALL (NO SHOWER DOOR)
- INSTALL NEW LINEN CABINET, VANITY CABINETS, & CABINET HARDWARE
- INSTALL (2) NEW UNDERMOUNT SINKS, (2) SINGLE HANDLE FAUCETS, (2) MIRRORS, QUARTZ COUNTERTOPS, & TOILET
- INSTALL NEW TILED SHOWER SURROUND, NICHE, & TILED SHOWER FLOOR
- INSTALL NEW SHOWER PLUMBING
- INSTALL NEW 48" TALL WAINSCOT TILE WALL THROUGHOUT
- INSTALL NEW TILE FLOORING
- INSTALL (2) HAND TOWEL BARS, (1) T.P. HOLDER, (1) 24" TOWEL BAR, (7) ROBE HOOKS
- INSTALL (3) WALL SCONCES, (5) 4" WAFER LIGHTS, (2) EXHAUST FANS

LIBRARY

- DEMO EXTERIOR DOOR
- DEMO WALL SHARED BETWEEN CLOSET #1, CLOSET #2, & LIBRARY FOR NEW POCKET DOOR AT CLOSET #2
- FRAME OUT FOR NEW WALL SHARED BETWEEN CLOSET #1, CLOSET #2, & LIBRARY; ALLOW FOR NEW POCKET DOOR; INSTALL POCKET DOOR
- RETROFIT (2) NEW WINDOWS
- INSTALL (1) NEW CEILING FAN
- INSTALL (6) NEW 4" WAFER LIGHTS, INCLUDING 1 IN EACH CLOSET
- INSTALL (1) PAINT-GRADE WOOD SHELF W/WHITE METAL CLOSET ROD SHELF BRACKET & (1) WOOD CLOSET ROD IN CLOSET #2
- NO SHELVING IN CLOSET #3; FUTURE WINE CLOSET
- ADD APPROPRIATE ELECTRICAL FOR FUTURE WINE CLOSET

HALL #1

- EXISTING PHONE NICHE TO BE SAVED AND REUSED
- DEMO DROPPED CEILING HEADER
- INSTALL (2) 4" WAFER LIGHTS
- INSTALL PULL-DOWN ATTIC STAIRS PER CODE
- INSTALL (1) PAINT-GRADE WOOD SHELF W/WHITE METAL CLOSET ROD SHELF BRACKET & (1) WOOD CLOSET ROD IN HALL CLOSET

GUEST BATH

- VANITY CABINET TO REMAIN & BE REPAINTED
- MOVE TOILET OVER TO BE 18" ON CENTER
- INSTALL NEW TILE FLOORING
- INSTALL NEW TUB, TILED SHOWER SURROUND, NICHE, SHOWER PLUMBING, & SHOWER SCREEN
- INSTALL 44" TALL TILED WAINSCOT WALL
- INSTALL NEW TOILET
- INSTALL NEW QUARTZ COUNTERTOP, (1) UNDERMOUNT SINK, (1) SINGLE HANDLE FAUCET, (1) MIRROR
- PAINT EXISTING VANITY CABINET & INSTALL NEW CABINET HARDWARE
- INSTALL (1) HAND TOWEL BAR, (1) T.P. HOLDER, (1) 24" TOWEL BAR, (2) ROBE HOOKS
- INSTALL NEW PAINT-GRADE WOOD SHELVING IN LINEN CLOSET
- INSTALL (4) 4" WAFER LIGHTS, (1) EXHAUST FAN, (1) VANITY LIGHT

BEDROOM #1

- INSTALL (1) NEW CEILING FAN W/LIGHT KIT
- RETROFIT (4) NEW WINDOWS
- INSTALL (1) PAINT-GRADE WOOD SHELF W/WHITE METAL CLOSET ROD SHELF BRACKET & (1) WOOD CLOSET ROD IN CLOSET #1

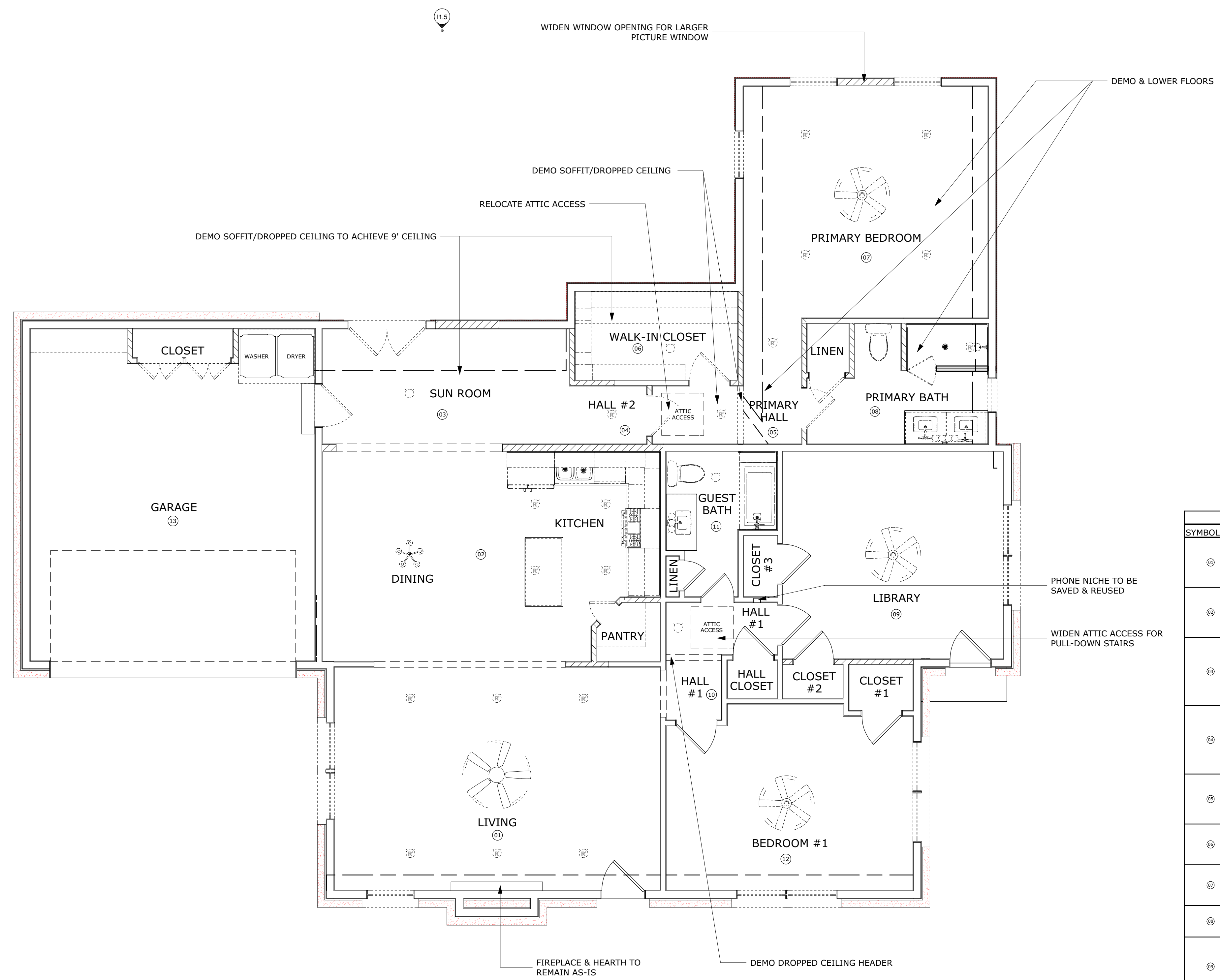
FOR ESTIMATING ONLY



SCAN FOR SELECTION SCHEDULE

LEGEND

	EXISTING STONE EXTERIOR WALL
	EXISTING SIDING EXTERIOR WALL
	EXISTING INTERIOR WALL
	DEMO INTERIOR WALL
	DEMO
	THRESHOLD
	AREAS N.I.S.



FIRST FLOOR DEMO NOTES	
SYMBOL	TEXT
ⓐ	-CLIENTS TO REMOVE CEILING FAN BEFORE DEMO -FRONT DOOR TO REMAIN AS-IS -DEMO TO STUDS -WIDEN OPENING OF WALL SHARED BETWEEN LIVING & KITCHEN -DEMO (3) WINDOWS
ⓑ	-EXISTING REFRIGERATOR & DISHWASHER TO BE STORED & REINSTALLED -DEMO TO STUDS -WIDEN OPENING OF WALL SHARED BETWEEN LIVING & KITCHEN -DEMO WALLS SHARED BETWEEN SUN ROOM, HALL #2 & WALK-IN CLOSET (THIS ABSORBS THE SUN ROOM INTO NEW KITCHEN LAYOUT)
ⓒ	-DEMO TO STUDS -DEMO WALL SHARED BETWEEN KITCHEN, DINING, SUNROOM, & HALL #2 (THIS ABSORBS THE SUN ROOM INTO NEW KITCHEN LAYOUT) -DEMO SOFFIT/DROPPED CEILING -DEMO WALLS SHARED BETWEEN SUN ROOM, HALL #2 & WALK-IN CLOSET -DEMO DOUBLE EXTERIOR FRENCH DOORS -DEMO DOOR TO GARAGE
ⓓ	-DEMO TO STUDS -DEMO WALL SHARED BETWEEN KITCHEN, DINING, SUN ROOM, & HALL #2 (THIS ABSORBS THE SUN ROOM INTO NEW KITCHEN LAYOUT) -DEMO HARDWOOD FLOORING & BASEBOARD -DEMO SOFFIT/DROPPED CEILING -DEMO WALL SHARED BETWEEN HALL #2 & WALK-IN CLOSET -DEMO WALL & DOOR SHARED BETWEEN HALL #2 & PRIMARY HALL
ⓔ	-DEMO TO STUDS -DEMO WALL SHARED BETWEEN HALL #2 & WALK-IN CLOSET -DEMO SOFFIT/DROPPED CEILING & ATTIC ACCESS -DEMO WALL SHARED BETWEEN PRIMARY HALL & PRIMARY BATH -DEMO WALL SHARED BETWEEN PRIMARY HALL & PRIMARY WALK-IN CLOSET
ⓕ	-DEMO TO STUDS -DEMO WALLS SHARED BETWEEN SUN ROOM, HALL #2 & WALK-IN CLOSET -DEMO WALL SHARED BETWEEN PRIMARY HALL & PRIMARY WALK-IN CLOSET -DEMO SOFFIT/DROPPED CEILING
ⓖ	-CLIENTS TO REMOVE CEILING FAN BEFORE DEMO -DEMO TO STUDS INCLUDING CEILING & WOOD FLOORING -DEMO (3) WINDOWS & WIDEN OPENING BETWEEN TWO BACK WINDOWS TO MAKE ROOM FOR LARGER PICTURE WINDOW
ⓗ	-DEMO TO STUDS -DEMO WALL SHARED BETWEEN PRIMARY HALL & PRIMARY BATH -DEMO (1) WINDOW
ⓓ	-CLIENTS TO REMOVE CEILING FAN BEFORE DEMO -SAVE & REUSE INTERIOR DOORS -DEMO TO STUDS -DEMO (2) WINDOWS -DEMO WALL SHARED BETWEEN CLOSET #1, CLOSET #2, & LIBRARY FOR NEW POCKET
ⓓ	-EXISTING PHONE NICHE TO BE SAVED & REUSED -SAVE & REUSE INTERIOR DOORS -DEMO TO STUDS -DEMO DROPPED CEILING HEADER
ⓓ	-VANITY CABINET TO REMAIN & BE REPAINTED -SAVE & REUSE INTERIOR DOORS -DEMO TO STUDS
ⓓ	-CLIENTS TO REMOVE CEILING FAN BEFORE DEMO -SAVE & REUSE INTERIOR DOORS -DEMO TO STUDS -DEMO (4) WINDOWS
ⓓ	-DEMO STEP INTO GARAGE -DEMO PLATFORM UNDER WASHER/DRYER -DEMO CLOSET -DEMO UPPER CABINETRY

1 DEMOLITION PLAN
Scale: 1/4" = 1'

FOR ESTIMATING ONLY

510 PORTLAND
SAN ANTONIO, TX 78216
210.826.7200

CLIENT APPROVAL
INITIAL: _____
DATE: _____
INITIAL: _____
DATE: _____

JACOB & STEPHANIE ABRAMI
145 THORAIN BLVD
SAN ANTONIO, TX 78212
DEMOLITION PLAN

JOB NO.:
26-0039

DESIGNER:
KL

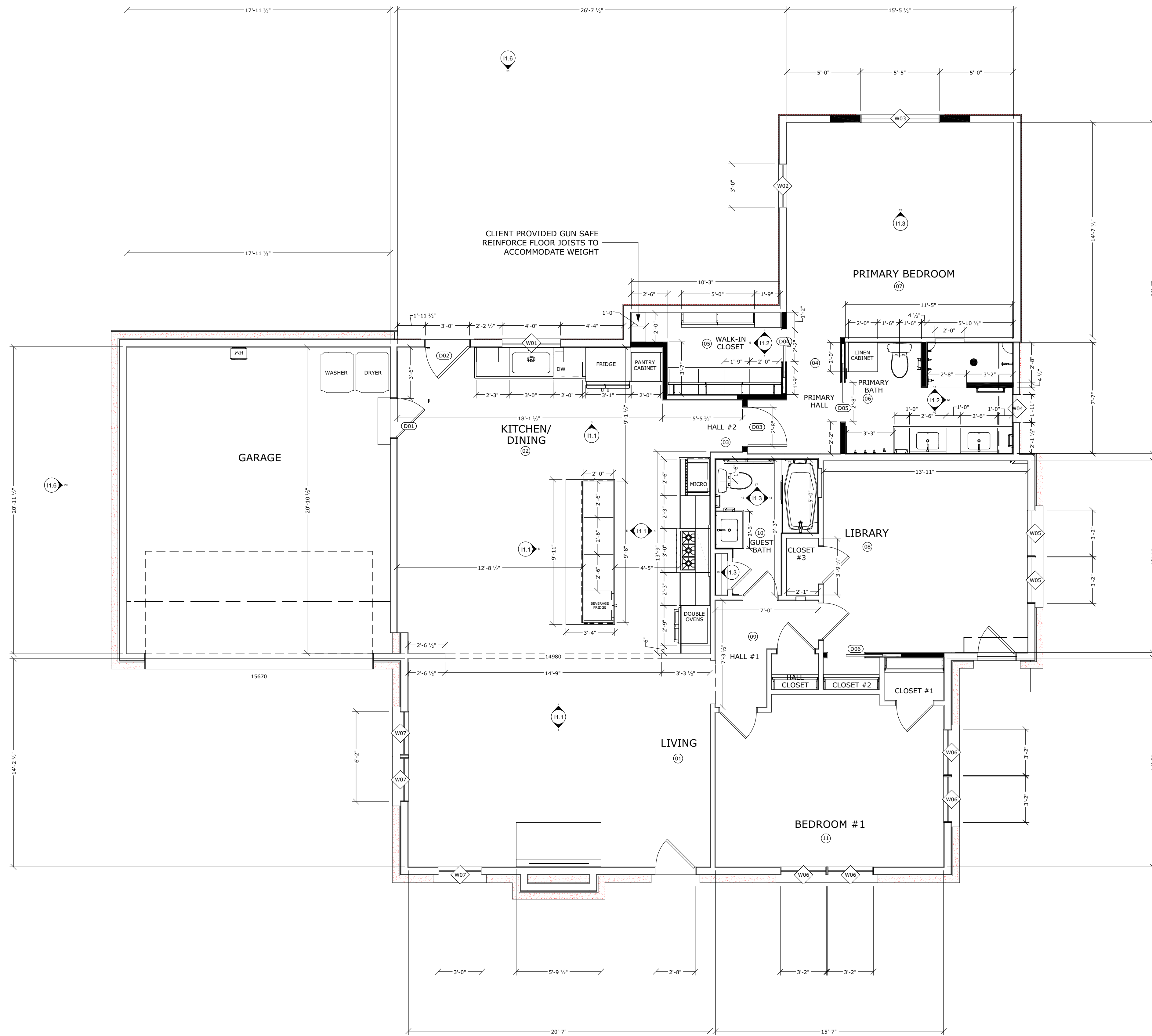
DRAWN BY:
KL

REVIEWED BY:
LC/EA

ISSUE DATE:
06.10.26

REVISION DATES:

SHEET NUMBER
A1.1



1 NEW PLAN
Scale: 1/4" = 1'

LEGEND

- EXISTING STONE EXTERIOR WALL
- EXISTING SIDING EXTERIOR WALL
- EXISTING INTERIOR WALL
- NEW INTERIOR WALL
- THRESHOLD
- AREAS N.I.S.



FIRST FLOOR NEW PLAN NOTES	
SYMBOL	TEXT
ⓐ	-RE-STAIN FRONT DOOR; EXISTING DOOR HARDWARE TO REMAIN -RETROFIT (3) NEW WINDOWS -INSTALL NEW CEILING FAN -INSTALL (5) NEW 4" WAFER LIGHTS -INSTALL (1) NEW FLOOR PLUG
ⓑ	-FRAME OUT NEW WALLS LOCATED BETWEEN KITCHEN/DINING, HALL #2, & PRIMARY WALK-IN CLOSET -INSTALL NEW TILE FLOORING & BASEBOARD -INSTALL NEW PERIMETER & ISLAND CABINETS, QUARTZ COUNTERTOPS, QUARTZ SPLASH ABOVE RANGE TOP, TILE BACKSPLASH, SINK, GARBAGE DISPOSAL, POT FILLER ABOVE RANGE TOP -INSTALL NEW APPLIANCES: STAINLESS VENT HOOD OVER RANGE (VENT TO OUTSIDE), MICROWAVE W/TRIM KIT, 36" GAS RANGE TOP, 30" DOUBLE OVENS, BEVERAGE FRIDGE AT ISLAND, DISHWASHER; REINSTALL EXISTING REFRIGERATOR -INSTALL TAPE LIGHTING UNDER UPPER PERIMETER CABINETS -INSTALL (2) POP-UP OUTLETS AT ISLAND -INSTALL NEW CHANDELIER OVER DINING TABLE -INSTALL (3) PENDANT LIGHTS OVER ISLAND -INSTALL (18) 4" WAFER LIGHTS -INSTALL (6) 120V APPLIANCE OUTLETS AT NEW APPLIANCE LOCATIONS -INSTALL NEW WINDOW OVER KITCHEN SINK -INSTALL NEW EXTERIOR DOOR TO GARAGE & NEW FULL-LIGHT EXTERIOR DOOR TO ACCESS BACKYARD
ⓒ	-FRAME OUT NEW WALLS LOCATED BETWEEN KITCHEN/DINING, HALL #2, & PRIMARY WALK-IN CLOSET -FRAME OUT NEW WALL & DOOR OPENING LOCATED BETWEEN HALL #2 & PRIMARY HALL; INSTALL NEW DOOR -FRAME OUT NEW WALL SHARED BETWEEN PRIMARY HALL & PRIMARY BATH; ALLOW FOR NEW POCKET DOOR; INSTALL NEW POCKET DOOR -FRAME OUT NEW WALL SHARED BETWEEN PRIMARY HALL & PRIMARY WALK-IN CLOSET; ALLOW FOR NEW POCKET DOOR; INSTALL NEW POCKET DOOR -FRAME FOR NEW ATTIC ACCESS -INSTALL (2) 4" WAFER LIGHTS
ⓓ	-FRAME OUT NEW WALLS LOCATED BETWEEN KITCHEN/DINING, HALL #2, & PRIMARY WALK-IN CLOSET -FRAME OUT NEW WALL SHARED BETWEEN PRIMARY HALL & PRIMARY WALK-IN CLOSET; ALLOW FOR NEW POCKET DOOR; INSTALL NEW POCKET DOOR -REINFORCE FLOOR JOISTS UNDERNEATH GUN SAFE TO ACCOMMODATE WEIGHT -INSTALL NEW CABINETS, HANGING RODS, & SHELVING; INSTALL SHELF ABOVE GUN SAFE LOCATION (GUN SAFE IS PROVIDED BY CLIENT) -INSTALL (3) 4" WAFER LIGHTS
ⓔ	-FRAME OUT NEW WALL SHARED BETWEEN PRIMARY HALL & PRIMARY BATH; ALLOW FOR NEW POCKET DOOR; INSTALL NEW POCKET DOOR -FRAME OUT NEW WINDOW W/OBSCURE GLASS -FRAME OUT NEW SHOWER WALLS FOR ZERO ENTRY SHOWER -ADD BLOCKING IN SHOWER FOR FUTURE GRAB BARS -INSTALL GLASS ON SHOWER PONY WALL (NO SHOWER DOOR) -INSTALL NEW LINEN CABINET, VANITY CABINETS, & CABINET HARDWARE -INSTALL (2) NEW UNDERMOUNT SINKS, (2) SINGLE HANDLE FAUCETS, (2) MIRRORS, QUARTZ COUNTERTOPS, & TOILET -INSTALL NEW TILED SHOWER SURROUND, NICHE, & TILED SHOWER FLOOR -INSTALL NEW SHOWER PLUMBING -INSTALL NEW 48" TALL WAINSCOT TILE WALL THROUGHOUT -INSTALL NEW TILE FLOORING -INSTALL (2) HAND TOWEL BARS, (1) T.P. HOLDER, (1) 24" TOWEL BAR, (7) ROBE HOOKS -INSTALL (3) WALL SCONCES, (5) 4" WAFER LIGHTS, (2) EXHAUST FANS
ⓕ	-GABLE CEILING -FRAME OUT FOR NEW LARGE PICTURE WINDOW -INSTALL (1) NEW PICTURE WINDOW -RETROFIT (1) NEW WINDOW -INSTALL (4) 4" WAFER LIGHTS -INSTALL (1) NEW CEILING FAN
ⓖ	-FRAME OUT FOR NEW WALL SHARED BETWEEN CLOSET #1, CLOSET #2, & LIBRARY; ALLOW FOR NEW POCKET DOOR; INSTALL POCKET DOOR -RETROFIT (2) NEW WINDOWS -INSTALL (1) NEW CEILING FAN -INSTALL (6) NEW 4" WAFER LIGHTS, INCLUDING 1 IN EACH CLOSET -INSTALL (1) PAINT-GRADE WOOD SHELF W/WHITE METAL CLOSET ROD SHELF BRACKET & (1) WOOD CLOSET ROD IN CLOSET #2 -NO SHELVING IN CLOSET #3; FUTURE WINE CLOSET -ADD APPROPRIATE ELECTRICAL FOR FUTURE WINE CLOSET
ⓗ	-INSTALL (3) 4" WAFER LIGHTS -INSTALL PULL-DOWN ATTIC STAIRS PER CODE -INSTALL (1) PAINT-GRADE WOOD SHELF W/WHITE METAL CLOSET ROD SHELF BRACKET & (1) WOOD CLOSET ROD IN HALL CLOSET
ⓘ	-MOVE TOILET OVER TO BE 18" ON CENTER -INSTALL NEW TILE FLOORING -INSTALL NEW TUB, TILED SHOWER SURROUND, NICHE, SHOWER PLUMBING, & SHOWER SCREEN -INSTALL 44" TALL TILED WAINSCOT WALL -INSTALL NEW TOILET -INSTALL NEW QUARTZ COUNTERTOP, (1) UNDERMOUNT SINK, (1) SINGLE HANDLE FAUCET, (1) MIRROR -PAINT EXISTING VANITY CABINET & INSTALL NEW CABINET HARDWARE -INSTALL (1) HAND TOWEL BAR, (1) T.P. HOLDER, (1) 24" TOWEL BAR, (2) ROBE HOOKS, (10) GRAB BAR -INSTALL NEW PAINT-GRADE WOOD SHELVING IN LINEN CLOSET -INSTALL (4) 4" WAFER LIGHTS, (1) EXHAUST FAN, (1) VANITY LIGHT, (3) SWITCHES -MOVE GFCI OUTLET TO ABOVE TILED WAINSCOT WALL AT LEFT OF VANITY
ⓙ	-INSTALL (1) NEW CEILING FAN W/LIGHT KIT -RETROFIT (4) NEW WINDOWS -INSTALL (1) PAINT-GRADE WOOD SHELF W/WHITE METAL CLOSET ROD SHELF BRACKET & (1) WOOD CLOSET ROD IN CLOSET #1

510 PORTLAND
SAN ANTONIO, TX 78216
210.826.7200

CLIENT APPROVAL

INITIAL: _____
DATE: _____

INITIAL: _____
DATE: _____

JACOB & STEPHANIE ABRAMI
145 THORAIN BLVD
SAN ANTONIO, TX 78212

JOB NO.:
26-0039

DESIGNER:
KL

DRAWN BY:
KL

REVIEWED BY:
LC/EA

ISSUE DATE:
06.10.26

REVISION DATES:


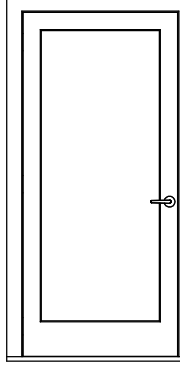
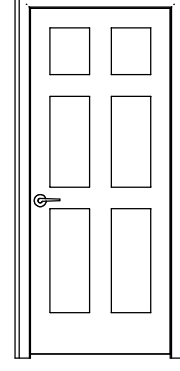
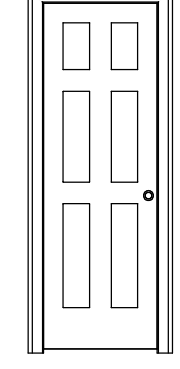
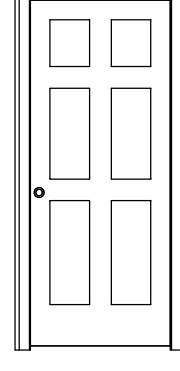

SHEET NUMBER


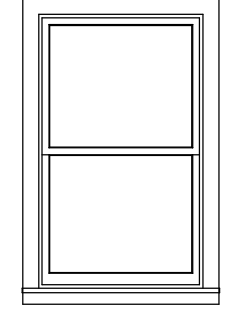

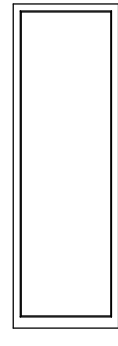


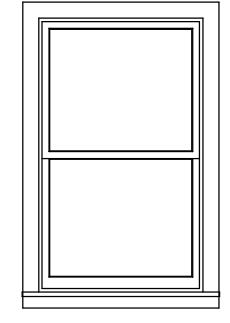
A2.1

FOR ESTIMATE ONLY

SCAN FOR SELECTION SCHEDULE



DOOR SCHEDULE						
ELEVATION	SYMBOL	QTY	SIZE	DESCRIPTION	FLOOR	ROOM NAME
	D01	1	2868 R IN	6 PANEL SMOOTH FIRE RATED PRE-HUNG DOOR	1	GARAGE/KITCHEN/DINING
	D02	1	3068 L EX	FULL LITE PRIMED FIBERGLASS PRE-HUNG EXTERIOR DOOR	1	KITCHEN/DINING
	D03	1	2868	6 PANEL SMOOTH SOLID CORE PRE-HUNG INTERIOR DOOR (REUSE EXISTING CLOSET #2 DOOR IF ABLE)	1	PRIMARY BEDROOM/KITCHEN/DINING
	D04	1	2268 R	6 PANEL SMOOTH SOLID CORE POCKET DOOR (MATCH EXISTING INTERIOR DOOR STYLE)	1	WALK-IN CLOSET/PRIMARY BEDROOM
	D05	1	2868 R	6 PANEL SMOOTH SOLID CORE POCKET DOOR (MATCH EXISTING INTERIOR DOOR STYLE)	1	PRIMARY BEDROOM/PRIMARY BATH
	D06	1	2668 L	6 PANEL SMOOTH SOLID WOOD POCKET DOOR (MATCH EXISTING INTERIOR DOOR STYLE)	1	CLOSET #2/LIBRARY

WINDOW SCHEDULE						
ELEVATION	SYMBOL	QTY	SIZE	DESCRIPTION	FLOOR	ROOM NAME
	W01	1	4040DH	PELLA LIFESTYLE TYPE: DOUBLE HUNG GLASS: CLEAR COLOR: FOSSIL EXTERIOR, WHITE INTERIOR INSTALLATION: NEW CONSTRUCTION	1	KITCHEN/DINING
	W02	1	3050DH	PELLA LIFESTYLE TYPE: DOUBLE HUNG GLASS: CLEAR COLOR: FOSSIL EXTERIOR, WHITE INTERIOR INSTALLATION: RETROFIT	1	PRIMARY BEDROOM
	W03	1	5561FX	PELLA LIFESTYLE TYPE: FIXED GLASS: CLEAR COLOR: FOSSIL EXTERIOR, WHITE INTERIOR INSTALLATION: NEW CONSTRUCTION	1	PRIMARY BEDROOM
	W04	1	111511SC	PELLA LIFESTYLE TYPE: CASEMENT GLASS: CLEAR COLOR: FOSSIL EXTERIOR, WHITE INTERIOR INSTALLATION: NEW CONSTRUCTION	1	PRIMARY BATH
	W05	2	3252DH	PELLA LIFESTYLE TYPE: DOUBLE HUNG GLASS: CLEAR COLOR: FOSSIL EXTERIOR, WHITE INTERIOR INSTALLATION: RETROFIT	1	LIBRARY
	W06	4	3252DH	PELLA LIFESTYLE TYPE: DOUBLE HUNG GLASS: CLEAR COLOR: FOSSIL EXTERIOR, WHITE INTERIOR INSTALLATION: RETROFIT	1	BEDROOM #1
	W07	3	3050DH	PELLA LIFESTYLE TYPE: DOUBLE HUNG GLASS: CLEAR COLOR: FOSSIL EXTERIOR, WHITE INTERIOR INSTALLATION: RETROFIT	1	LIVING

510 PORTLAND
SAN ANTONIO, TX 78216
210.826.7200

CLIENT APPROVAL
INITIAL: _____
DATE: _____
INITIAL: _____
DATE: _____

JACOB & STEPHANIE ABRAMI
145 THORAIN BLVD
SAN ANTONIO, TX 78212
DOOR & WINDOW SCHEDULES


JOB NO.:
26-0039
DESIGNER:
KL
DRAWN BY:
KL
REVIEWED BY:
LC/EA
ISSUE DATE:
06.10.26

REVISION DATES:

SHEET NUMBER
A3.1

FOR ESTIMATING ONLY

CONFIRM SIZES ON SITE BEFORE ORDERING

LEGEND	
	AREAS N.I.S.



SCAN FOR SELECTION SCHEDULE

CLIENT APPROVAL

INITIAL: _____

DATE: _____

INITIAL: _____

DATE: _____

JACOB & STEPHANIE ABRAMI
145 THORAIN BLVD
SAN ANTONIO, TX 78212

EXISTING ROOF PLAN

JOB NO.:
26-0039

DESIGNER:
KL

DRAWN BY:
KL

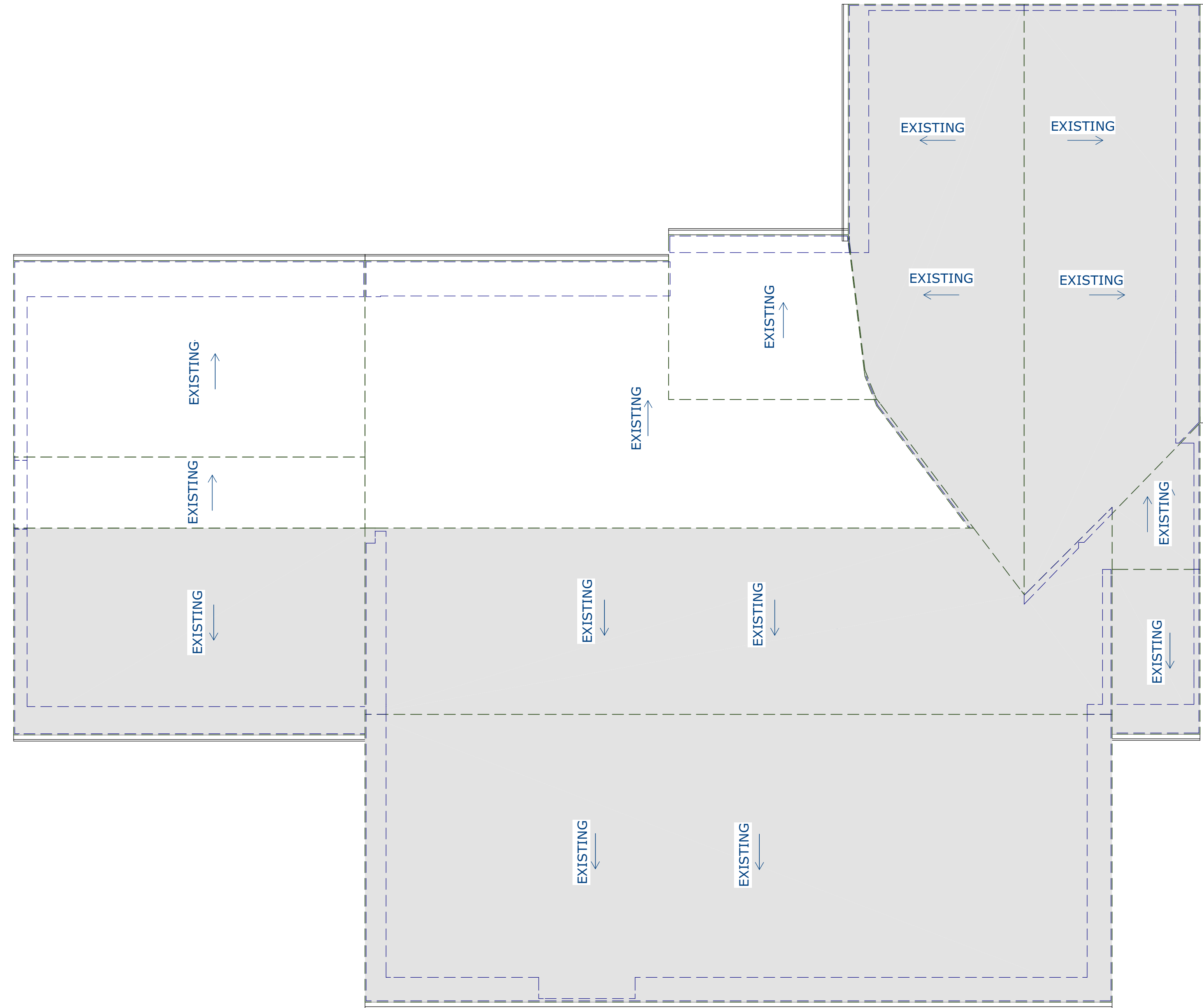
REVIEWED BY:
LC/EA

ISSUE DATE:
06.10.26

REVISION DATES:


SHEET NUMBER

E4.1



1 EXISTING ROOF PLAN
Scale: 1/4" = 1'

FOR ESTIMATING ONLY

LEGEND	
	AREAS N.I.S.



SCAN FOR SELECTION SCHEDULE

CLIENT APPROVAL

INITIAL: _____

DATE: _____

INITIAL: _____

DATE: _____

JACOB & STEPHANIE ABRAMI
145 THORAIN BLVD
SAN ANTONIO, TX 78212

PROPOSED ROOF PLAN

JOB NO.:

26-0039

DESIGNER:

KL

DRAWN BY:

KL

REVIEWED BY:

LC/EA

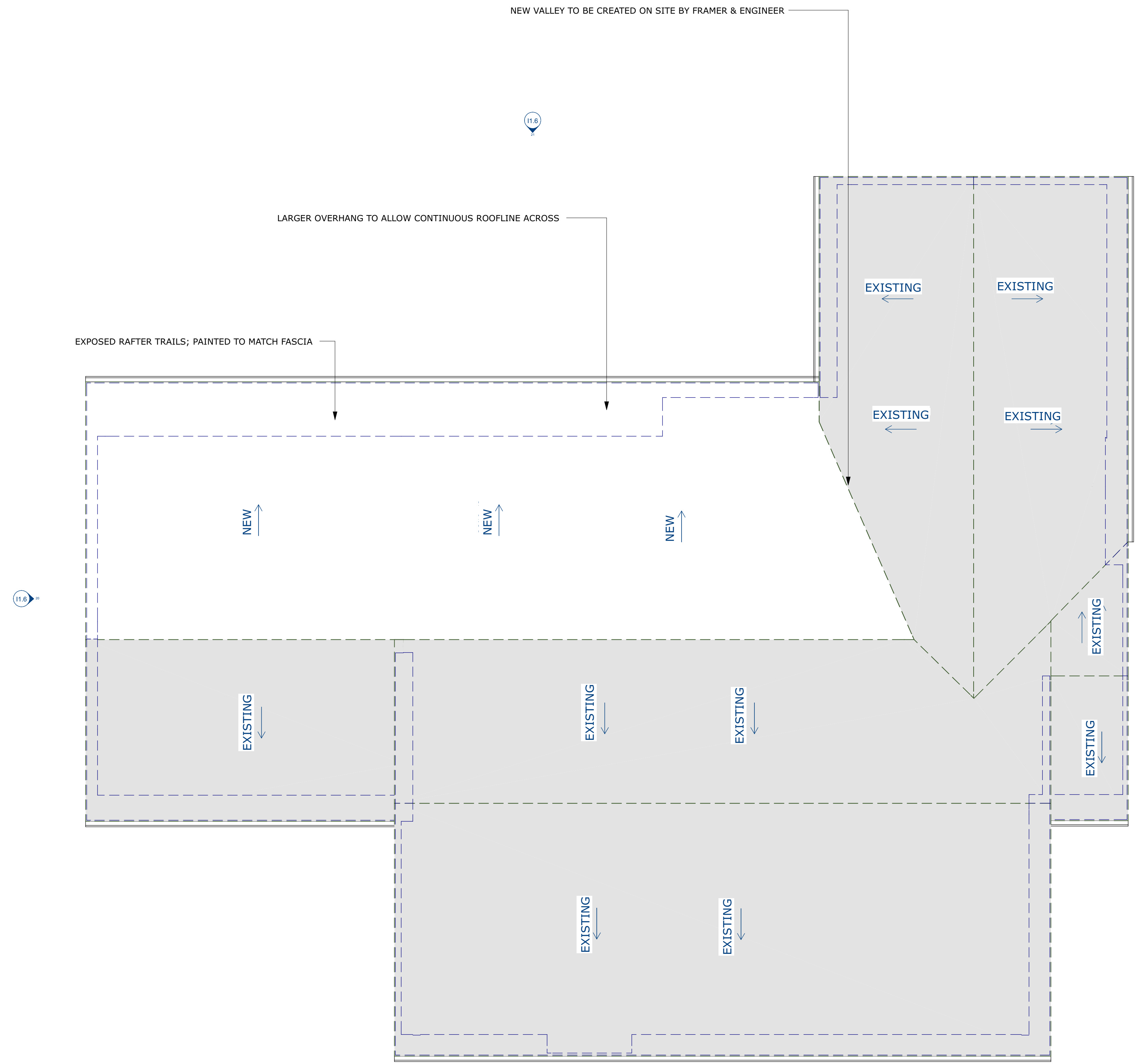
ISSUE DATE:

06.10.26

REVISION DATES:

SHEET NUMBER

E4.2

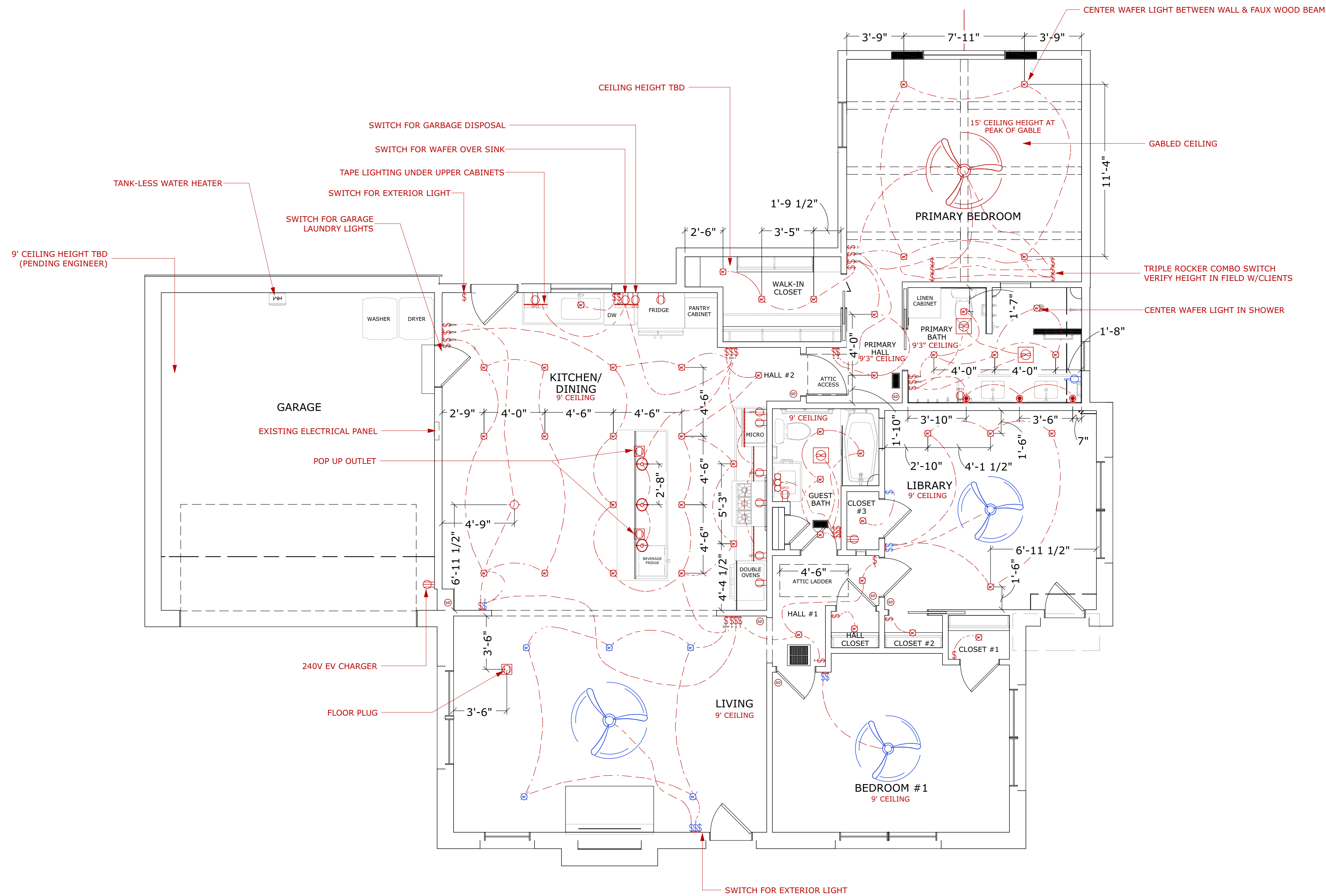


1 PROPOSED ROOF PLAN
Scale: 1/4" = 1'

FOR ESTIMATING ONLY

GENERAL ELECTRICAL NOTES

- PLACE OUTLETS WHERE REQUIRED BY BUILDING CODES
- CONFIRM PLACEMENT OF SMOKE DETECTORS PER BUILDING CODES (REF IRC R314.3 FOR LOCATIONS, 314.4 FOR INTERCONNECTION REQUIREMENTS)
- ELECTRICAL NOTES SHOWN ON ELEVATIONS WILL BE IN **RED**
- ALL ELECTRICAL SHOWN ON PLANS IN **RED** IS NEW; ANYTHING IN **BLUE** IS EXISTING FIXTURES TO HAVE AN UPDATED FIXTURE OR DEVICE; ALL ELECTRICAL SHOWN IN **GRAY** IS EXISTING ELECTRICAL AND FIXTURES THAT WILL NOT BE AFFECTED



1 ELECTRICAL AND REFLECTED CEILING PLAN
Scale: 1/4" = 1'

FIRST FLOOR ELECTRICAL SCHEDULE		
SYMBOL	DESCRIPTION	QTY
•	4" WAFER LIGHT, NEW	46
•	NEW 4" WAFER LIGHT, EXISTING LOCATION	5
•	3 LIGHT VANITY LIGHT, NEW	1
•	CHANDELIER, NEW	1
•	PENDANT LIGHT, NEW	3
•	WALL SCONCE, NEW	3
•	NEW 60" CEILING FAN W/OUT LIGHT KIT, EXISTING LOCATION	1
•	NEW 52" CEILING FAN W/LIGHT KIT, EXISTING LOCATION	2
•	60" CEILING FAN W/LIGHT KIT, NEW	1
•	EXHAUST FAN, NEW	3
•	SMOKE DETECTOR, NEW	7
•	COUNTERTOP POP-UP OUTLET, NEW	2
•	SINGLE POLE TOGGLE SWITCH, NEW	12
•	NEW SINGLE POLE TOGGLE SWITCH, EXISTING LOCATION	6
•	LUTRON SKYLARK LED+DIMMER 3-WAY DIMMER SWITCH, NEW	6
•	NEW LUTRON SKYLARK LED+DIMMER SINGLE POLE DIMMER, EXISTING LOCATION	1
•	LUTRON SKYLARK LED+DIMMER SINGLE POLE DIMMER, NEW	3
•	LEVITON 3-ROCKER COMBO SWITCH, NEW	2
•	3-WAY TOGGLE SWITCH, NEW	5
•	NEW 3-WAY TOGGLE SWITCH, EXISTING LOCATION	2
•	4-WAY TOGGLE SWITCH, NEW	5
•	GARBAGE DISPOSAL SWITCH, NEW	1
•	GFCI OUTLET, NEW	7
•	NEW GFCI OUTLET, EXISTING LOCATION	1
•	120V APPLIANCE OUTLET, NEW	5
•	TAPE LIGHTING, NEW	5
•	DUPLEX FLOOR MOUNTED RECEPTACLE, NEW	1
•	220V, NEW	2



SCAN FOR SELECTION SCHEDULE

510 PORTLAND
SAN ANTONIO, TX 78216
210.826.7200

CLIENT APPROVAL

INITIAL:

DATE:

INITIAL:

DATE:

JACOB & STEPHANIE ABRAMI
145 THORAIN BLVD
SAN ANTONIO, TX 78212

ELECTRICAL & REFLECTED CEILING PLAN

JOB NO.:

26-0039

DESIGNER:

KL

DRAWN BY:

KL

REVIEWED BY:

LC/EA

ISSUE DATE:

06.10.26

REVISION DATES:

SHEET NUMBER

E1.1

FOR ESTIMATING ONLY



SCAN FOR SELECTION SCHEDULE

CLIENT APPROVAL

INITIAL:

DATE:

INITIAL:

DATE:

JACOB & STEPHANIE ABRAMI
145 THORAIN BLVD
SAN ANTONIO, TX 78212

MATERIAL & COUNTERTOP PLAN

JOB NO.:
26-0039

DESIGNER:
KL

DRAWN BY:
KL

REVIEWED BY:
LC/EA

ISSUE DATE:
06.10.26

REVISION DATES:

SHEET NUMBER

13.1

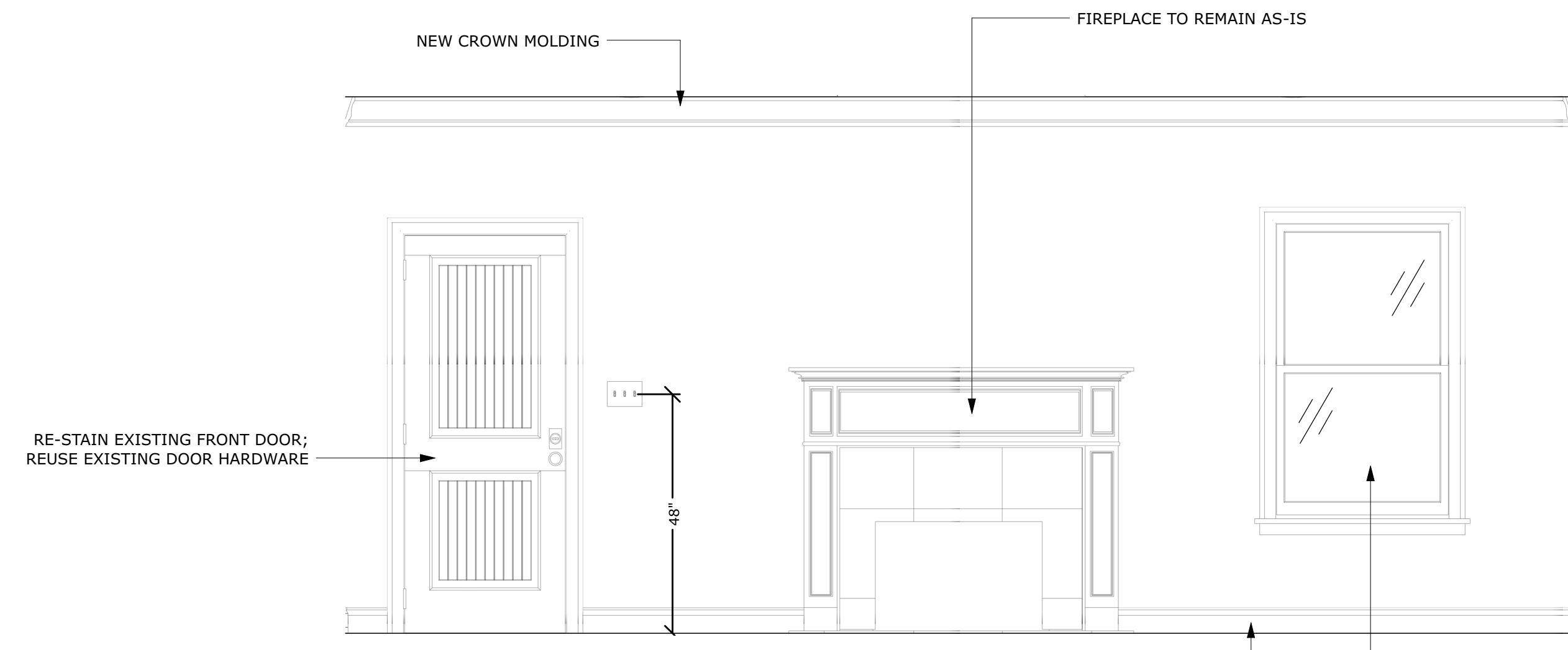


COUNTERTOP SCHEDULE		
SYMBOL	ROOM	DESCRIPTION
CT01	KITCHEN/DINING, PRIMARY BATH	TYPE: QUARTZ THICKNESS: 3CM EDGE: PENCIL BACKSPLASH: N/A
CT02	GUEST BATH	TYPE: QUARTZ THICKNESS: 3CM EDGE: PENCIL BACKSPLASH: N/A

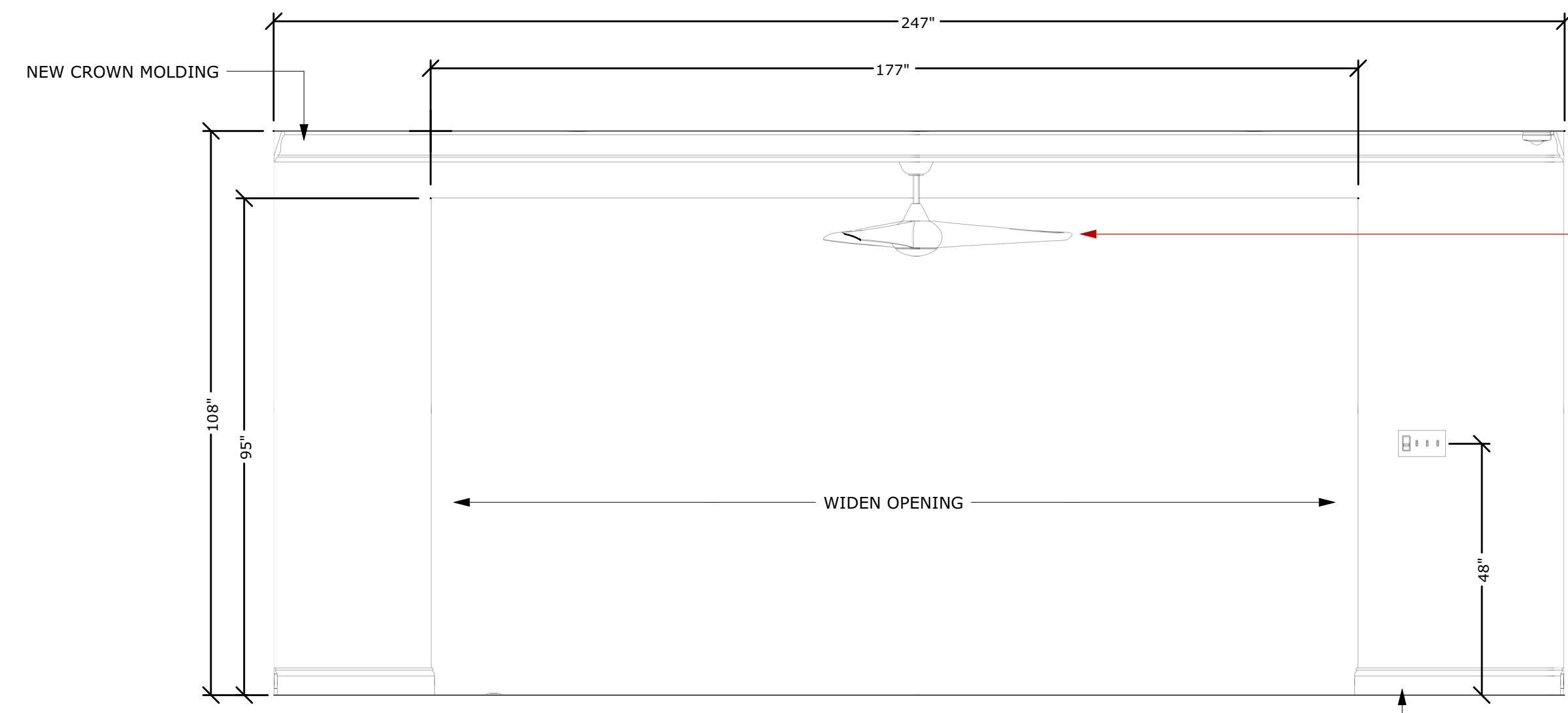
FLOORING SCHEDULE		
SYMBOL	ROOM	DESCRIPTION
FL01	LIVING, HALL #1, BED #1, LIBRARY, HALL CLOSET, CLOSET #1, CLOSET #2, #3	TYPE: EXISTING 2" RED OAK HARDWOOD FLOORING STAIN COLOR: TBD (SAMPLE ON SITE) TOP COAT SHEEN: TBD (SAMPLE ON SITE)
FL02	PRIMARY BEDROOM	TYPE: 2" RED OAK HARDWOOD FLOORING (MATCH TO EXISTING WOOD AT FRONT OF HOME) STAIN COLOR: TBD (SAMPLE ON SITE) TOP COAT SHEEN: TBD (SAMPLE ON SITE)
FL03	KITCHEN/DINING, PRIMARY BATH	TYPE: PORCELAIN TILE SIZE: 12X24 LAYOUT: 1/3 OFFSET
FL04	GUEST BATH	TYPE: PORCELAIN TILE SIZE: 1X1 HEX ON 12X12 MESH SHEET LAYOUT: MESH SHEET

1 MATERIAL & COUNTERTOP PLAN
Scale: 1/4" = 1'

FOR ESTIMATING ONLY



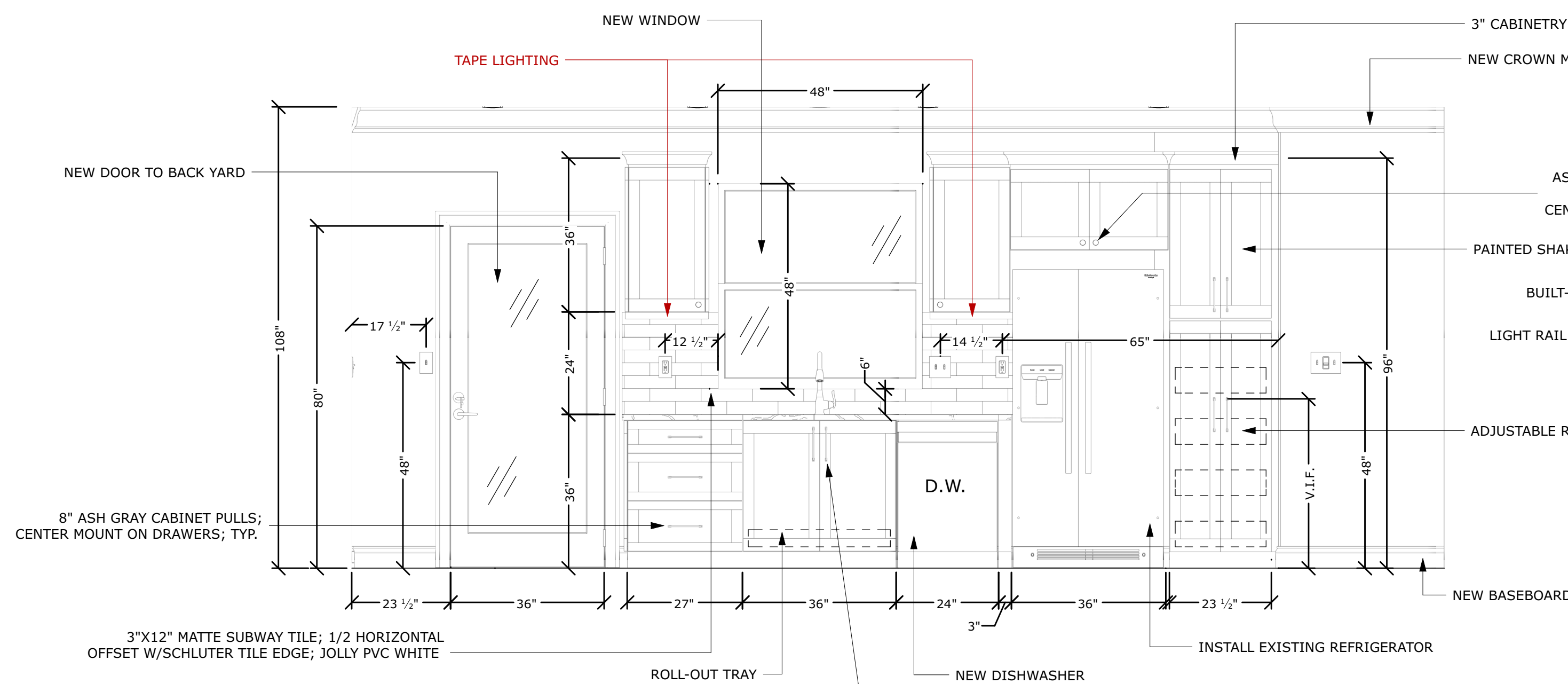
1 FRONT ENTRY
Scale: 1/2" = 1'



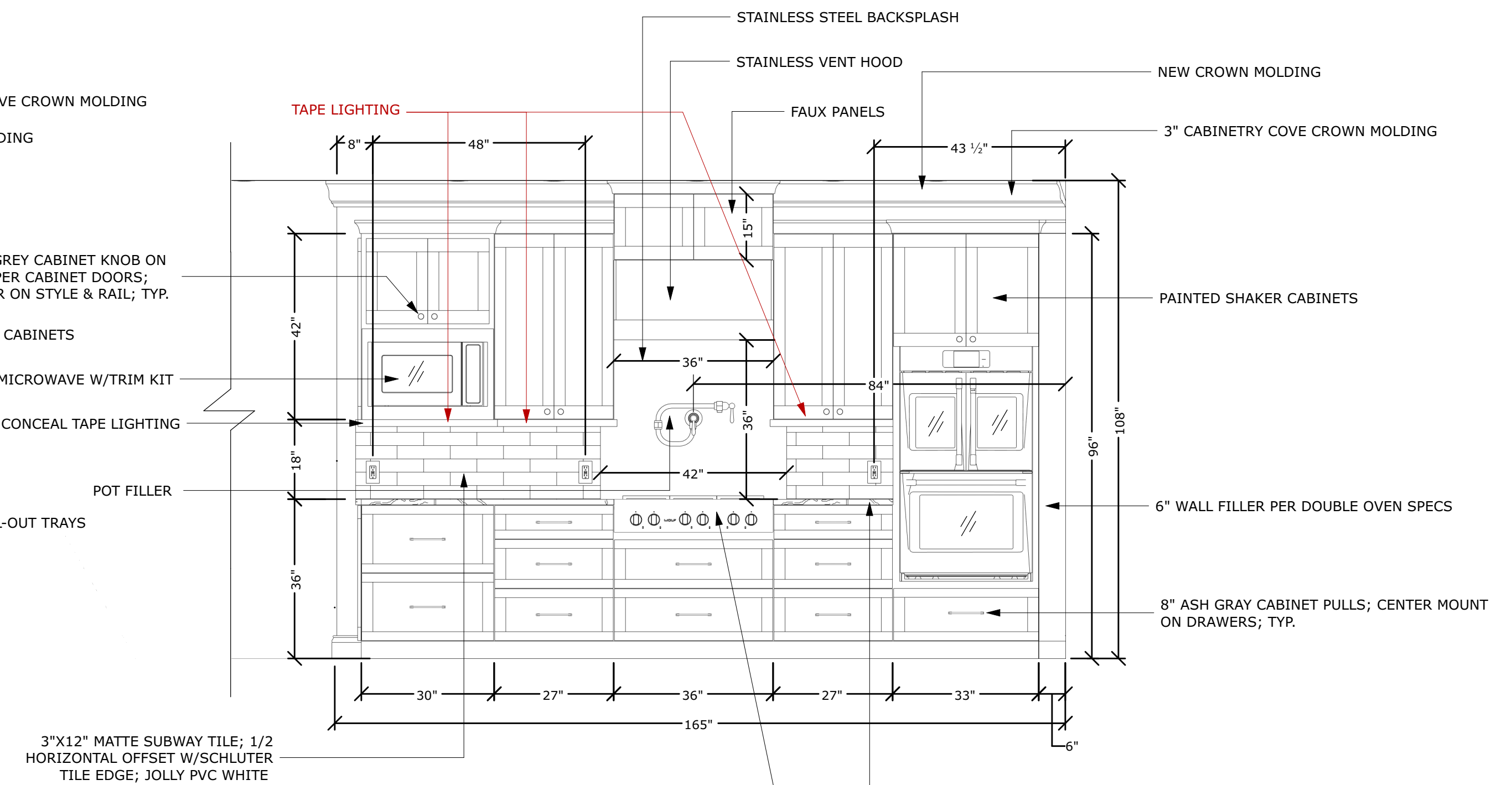
2 LIVING INTO KITCHEN
Scale: 1/2" = 1'



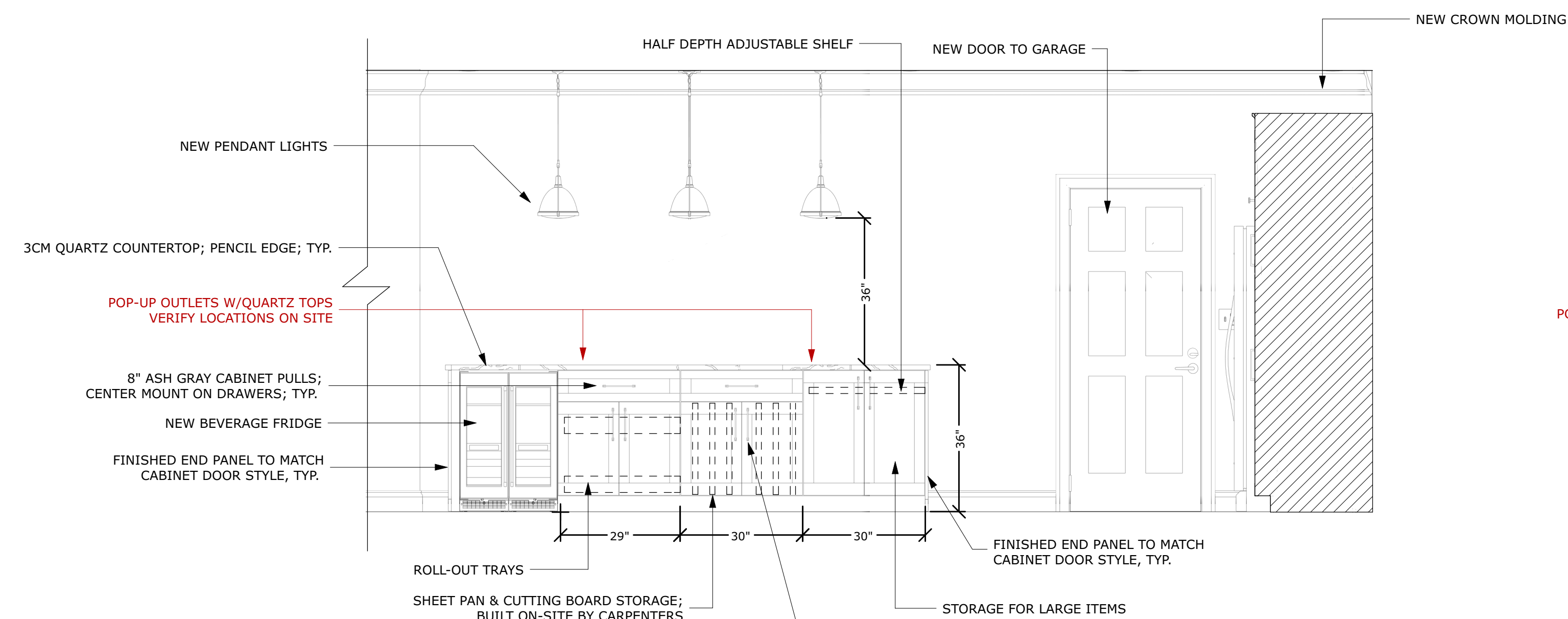
SCAN FOR SELECTION SCHEDULE



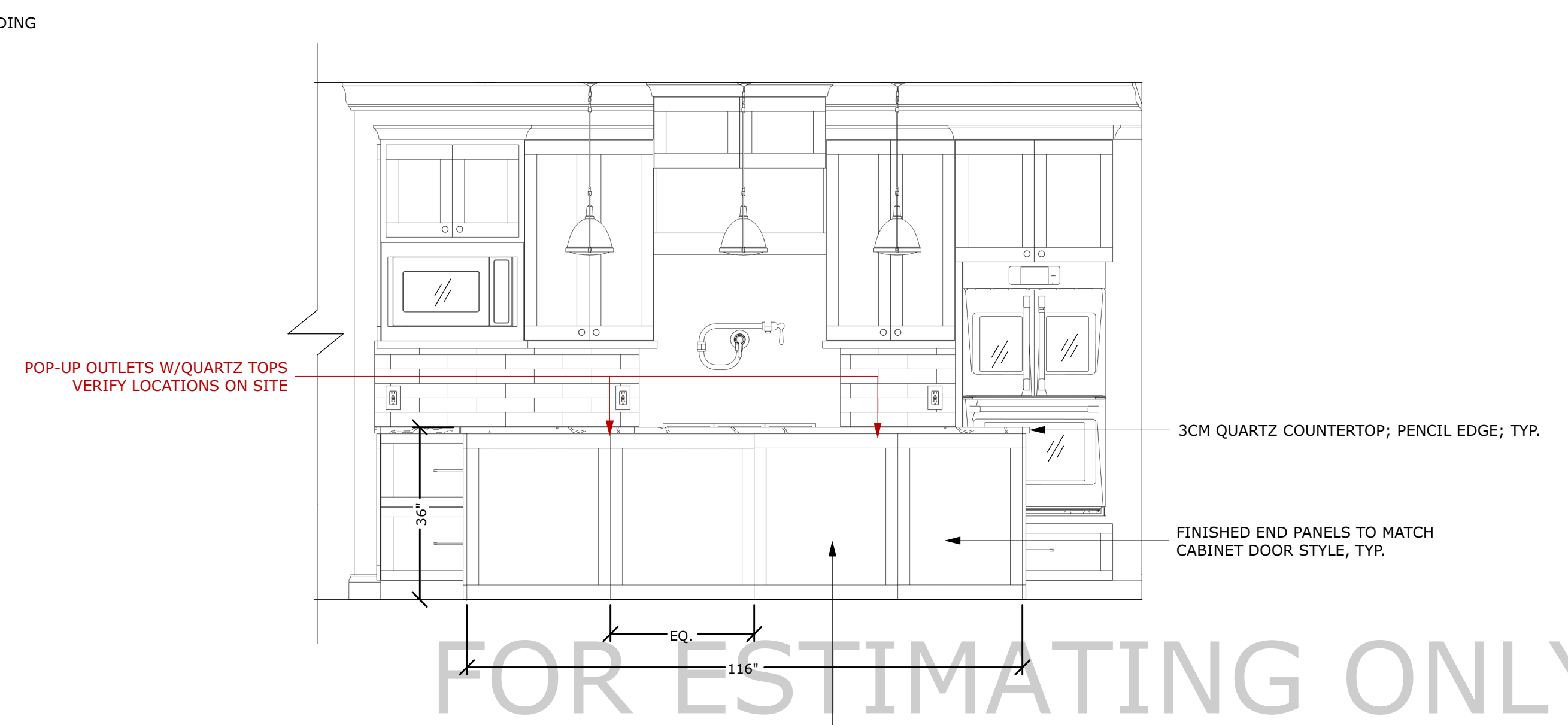
3 KITCHEN - SINK WALL
Scale: 1/2" = 1'



4 KITCHEN - COOKING WALL
Scale: 1/2" = 1'



5 KITCHEN - ISLAND FRONT
Scale: 1/2" = 1'



6 KITCHEN - ISLAND BACK
Scale: 1/2" = 1'

FOR ESTIMATING ONLY

CLIENT APPROVAL

INITIAL:

DATE:

INITIAL:

DATE:

JACOB & STEPHANIE ABRAMI
145 THORAIN BLVD
SAN ANTONIO, TX 78212

ELEVATIONS

JOB NO.:

26-0039

DESIGNER:

KL

DRAWN BY:

KL

REVIEWED BY:

LC/EA

ISSUE DATE:

06.10.26

REVISION DATES:

SHEET NUMBER

I1.1



SCAN FOR SELECTION SCHEDULE

CLIENT APPROVAL

INITIAL:

DATE:

INITIAL:

DATE:

JACOB & STEPHANIE ABRAMI
145 THORAIN BLVD
SAN ANTONIO, TX 78212

ELEVATIONS

JOB NO.:

26-0039

DESIGNER:

KL

DRAWN BY:

KL

REVIEWED BY:

LC/EA

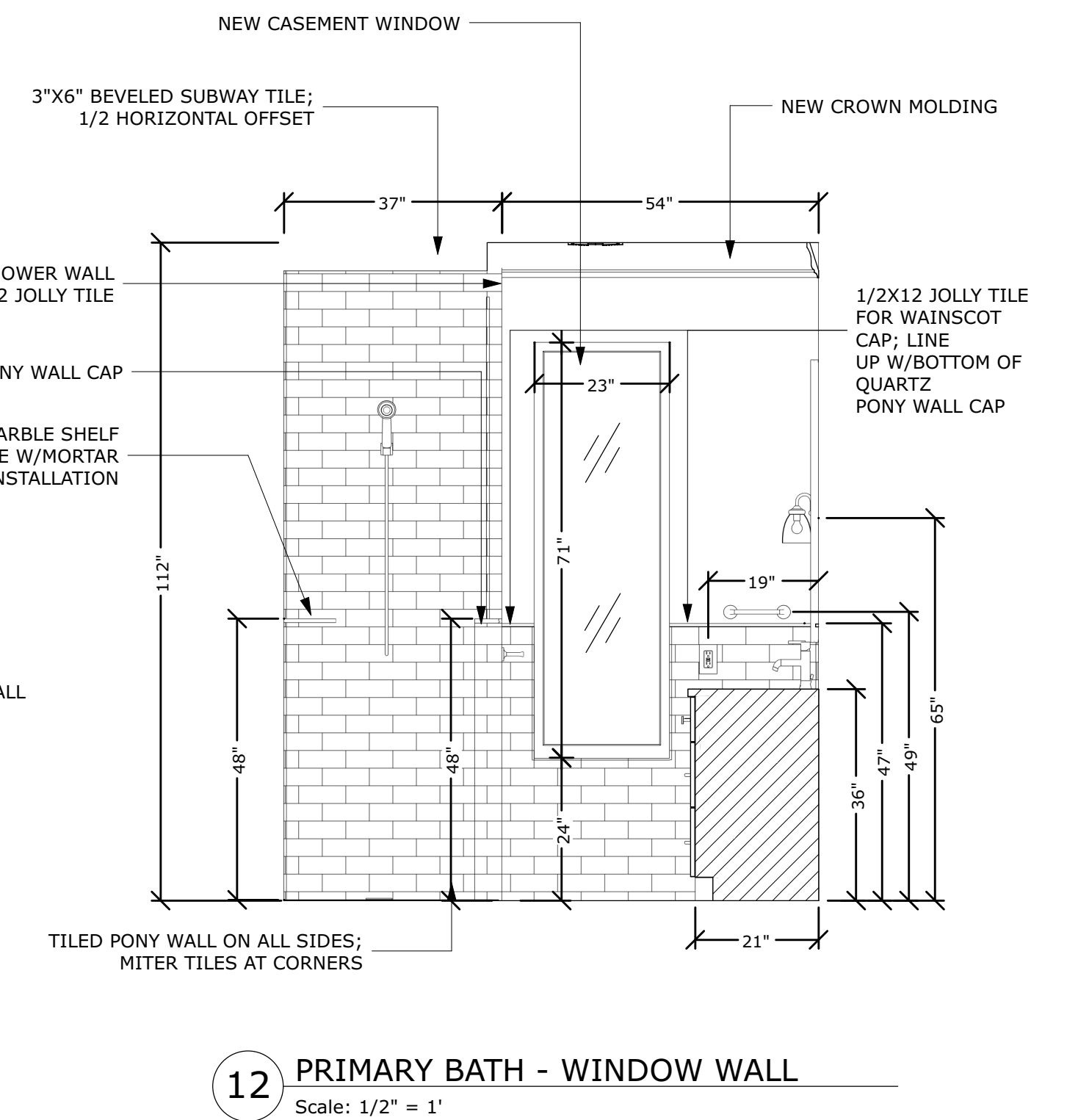
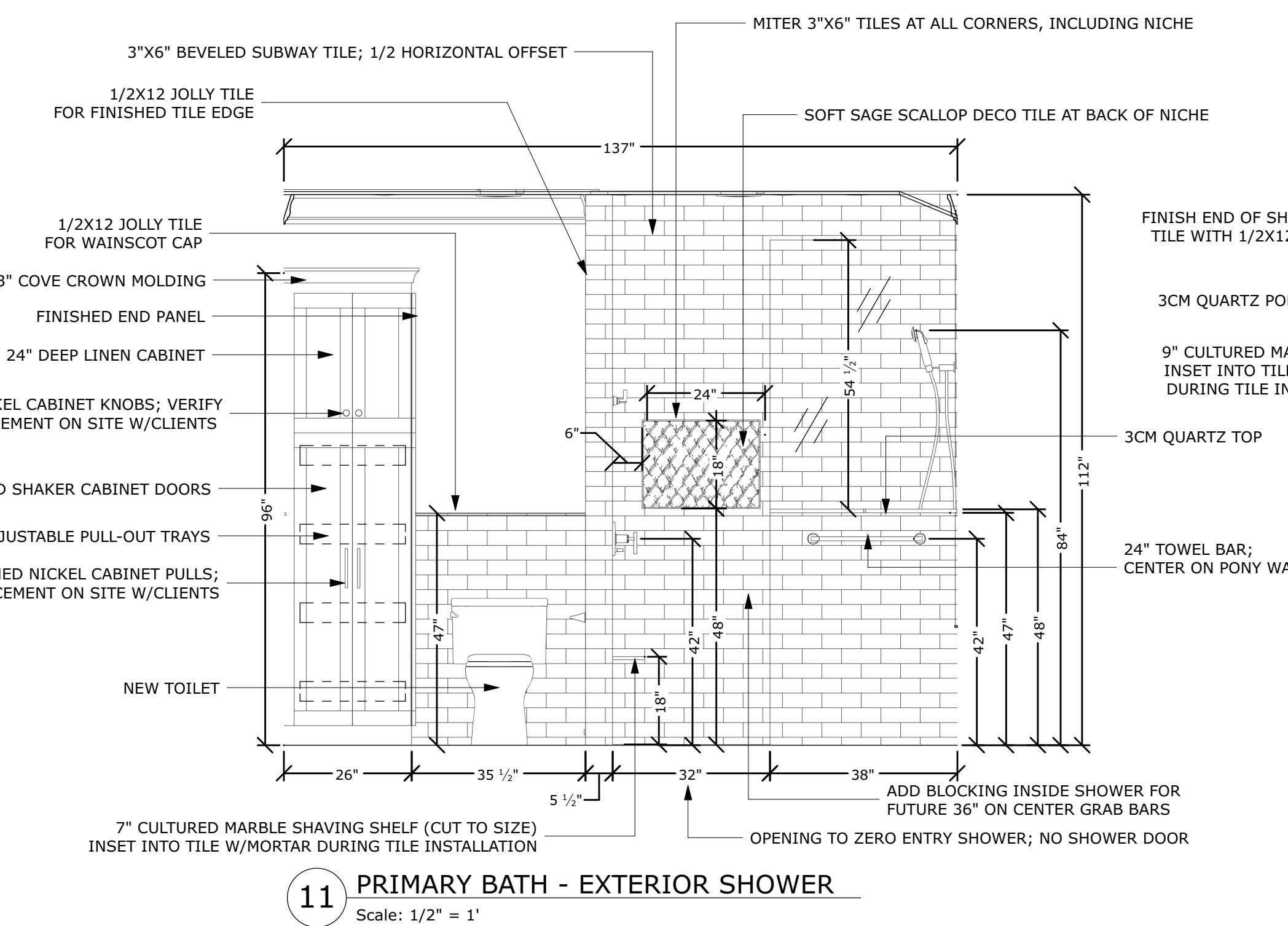
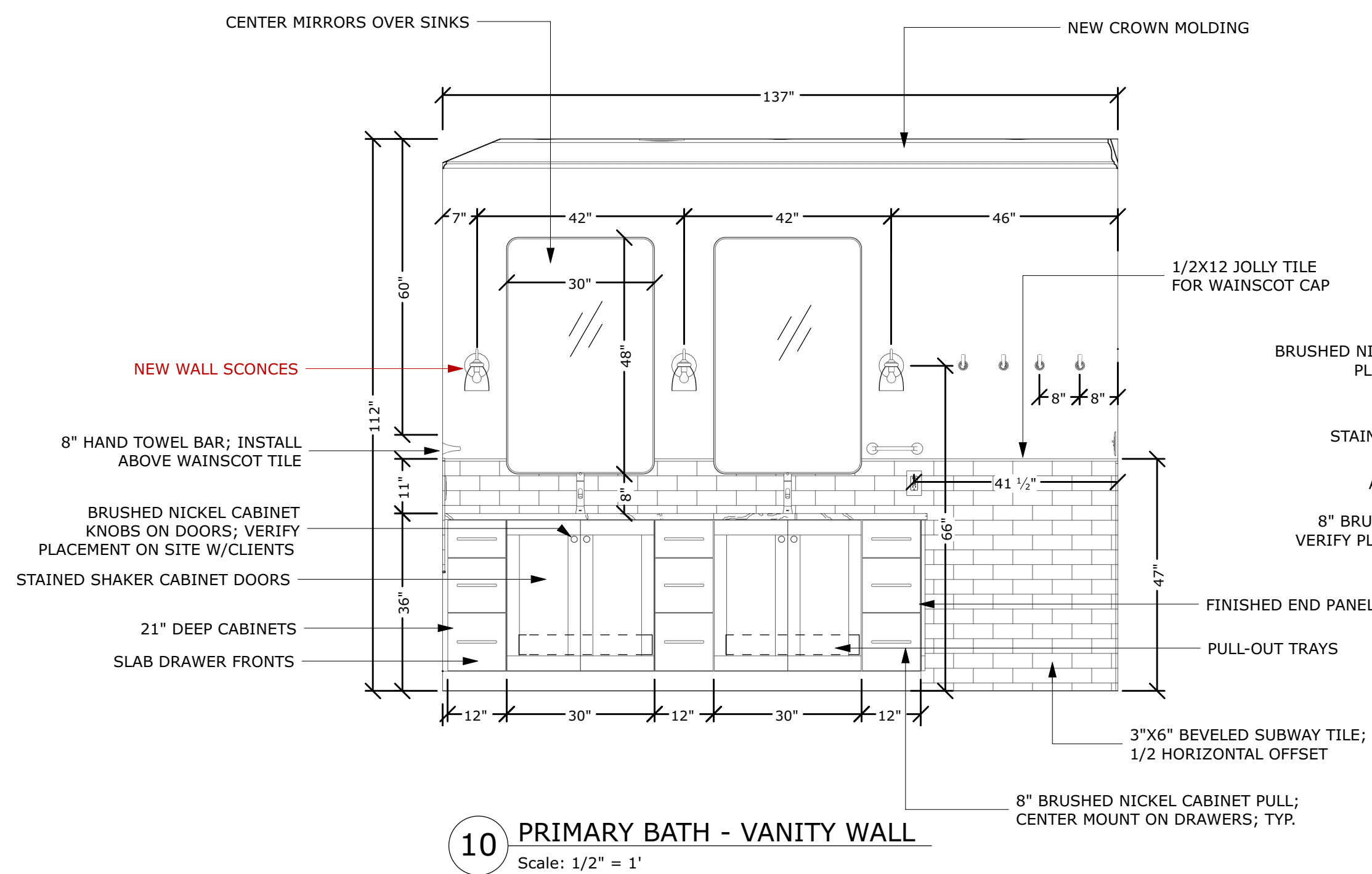
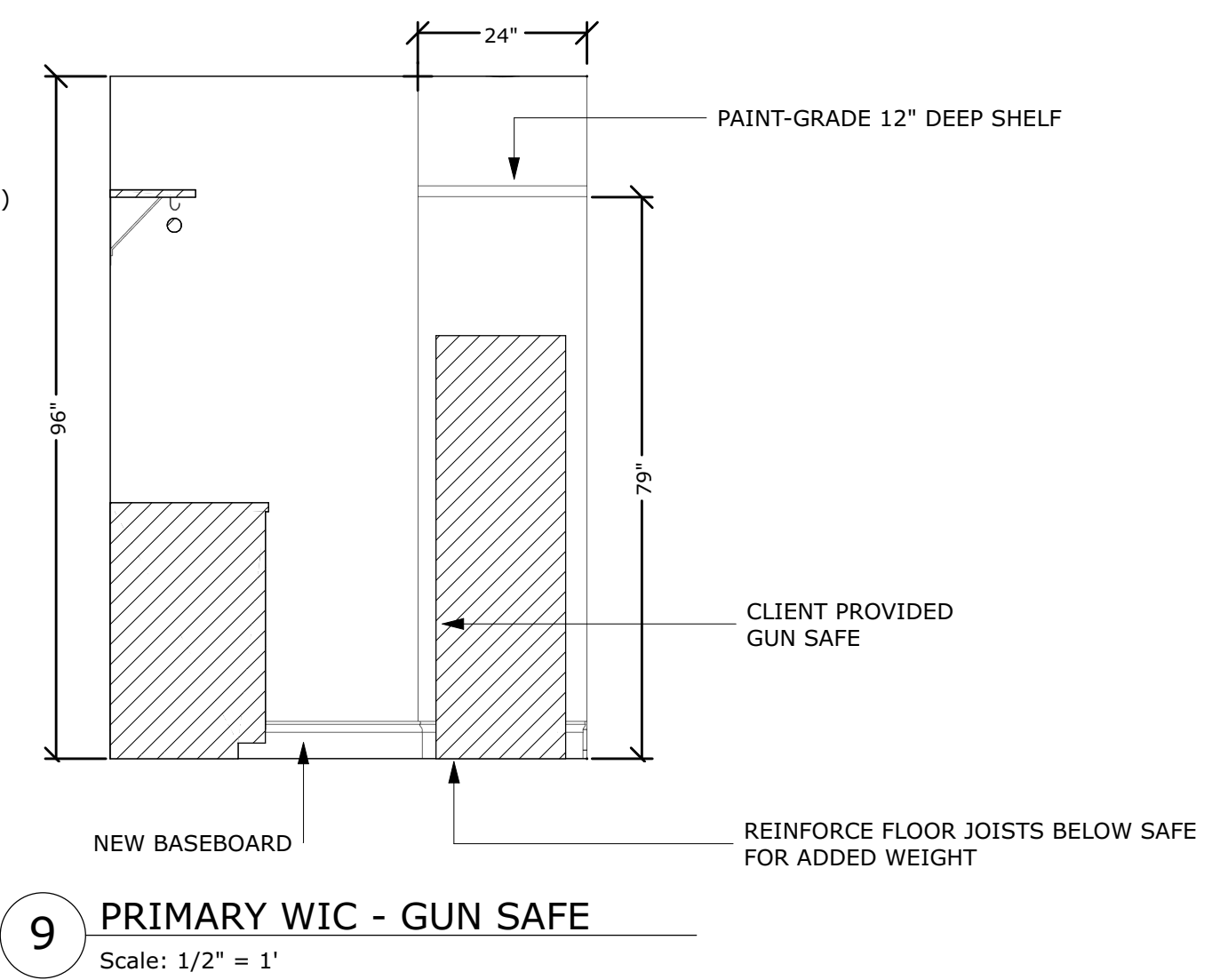
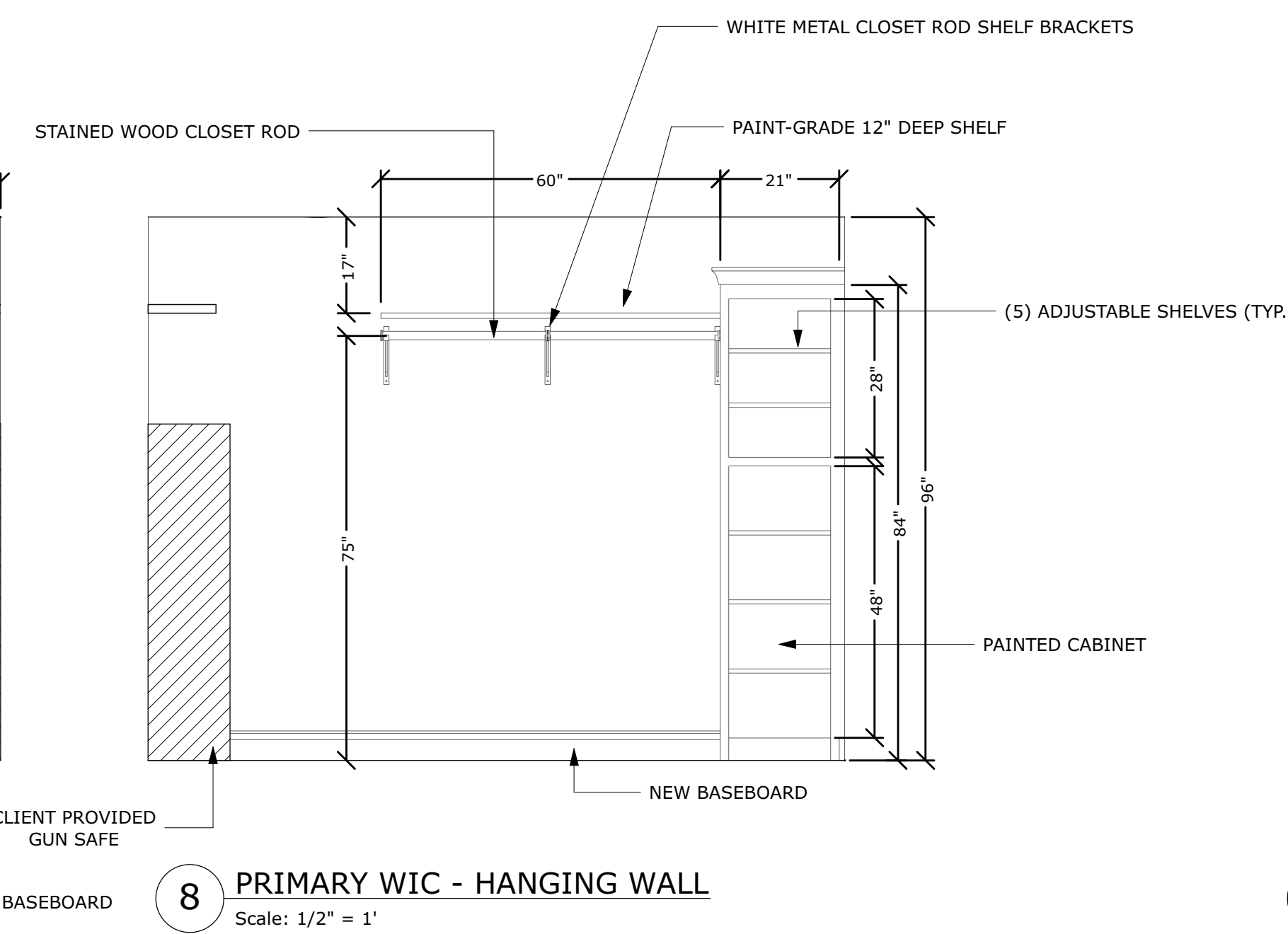
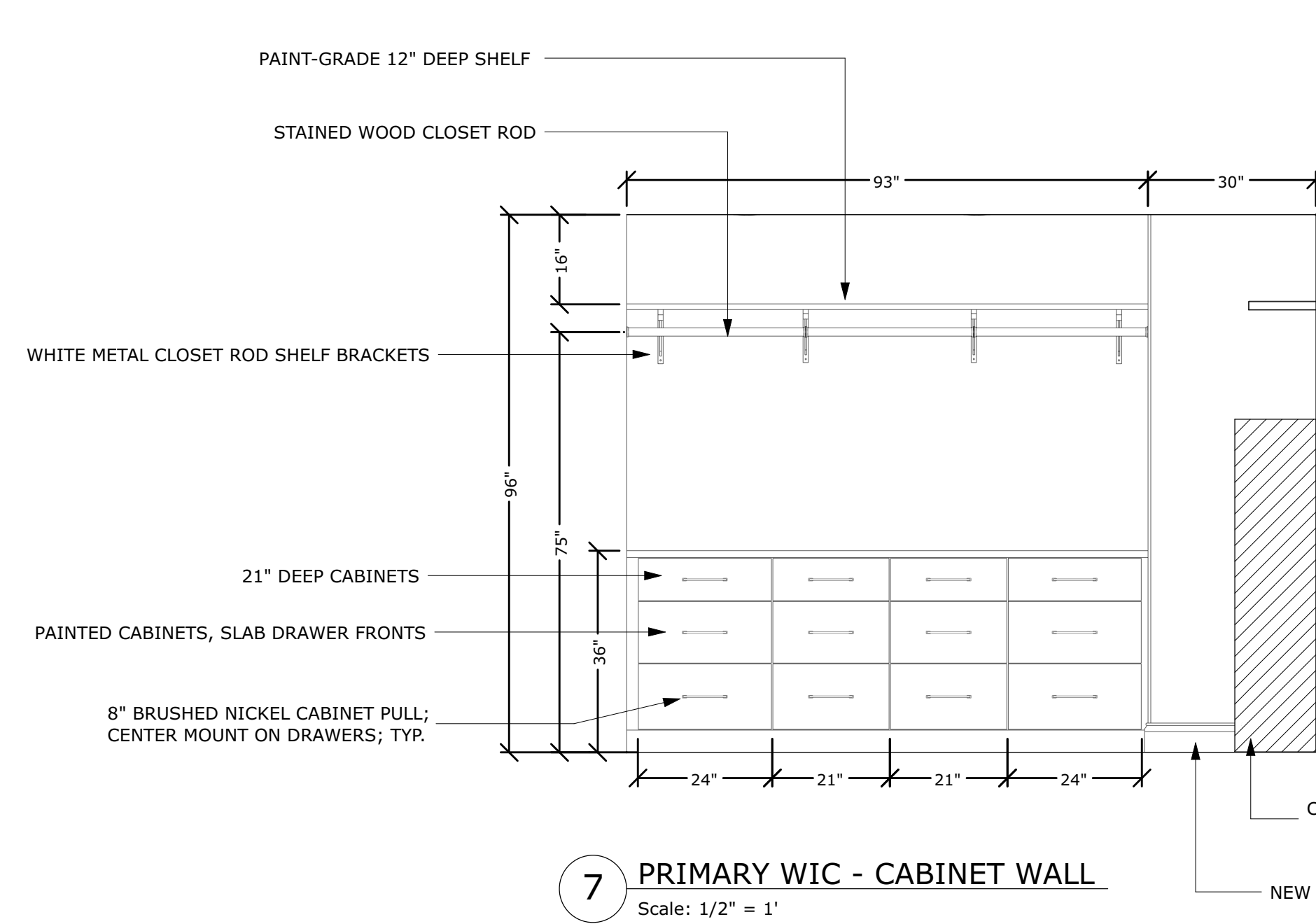
ISSUE DATE:

06.10.26

REVISION DATES:

SHEET NUMBER

I1.2



FOR ESTIMATING ONLY



SCAN FOR SELECTION SCHEDULE

CLIENT APPROVAL

INITIAL:

DATE:

INITIAL:

DATE:

JACOB & STEPHANIE ABRAMI
145 THORAIN BLVD
SAN ANTONIO, TX 78212

ELEVATIONS

JOB NO.:

26-0039

DESIGNER:

KL

DRAWN BY:

KL

REVIEWED BY:

LC/EA

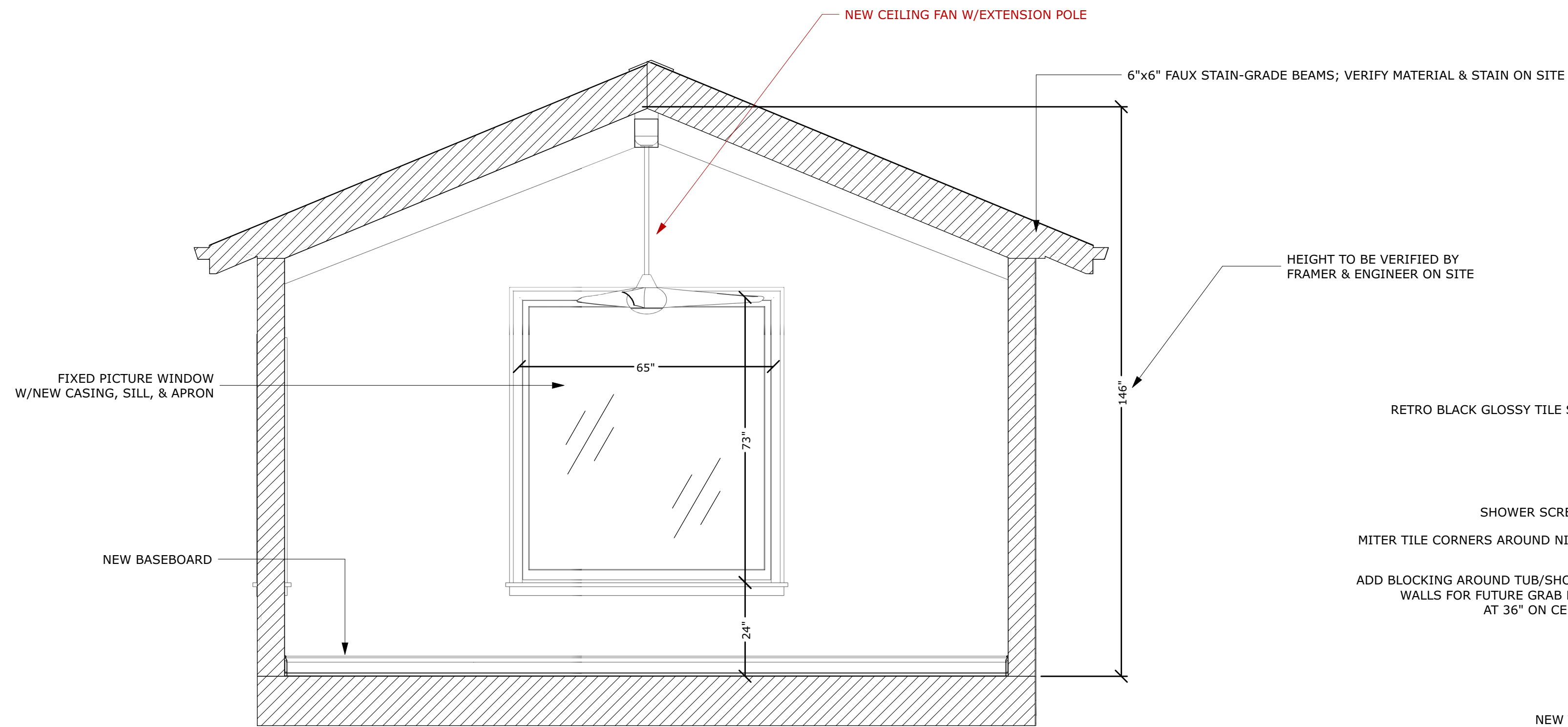
ISSUE DATE:

06.10.26

REVISION DATES:

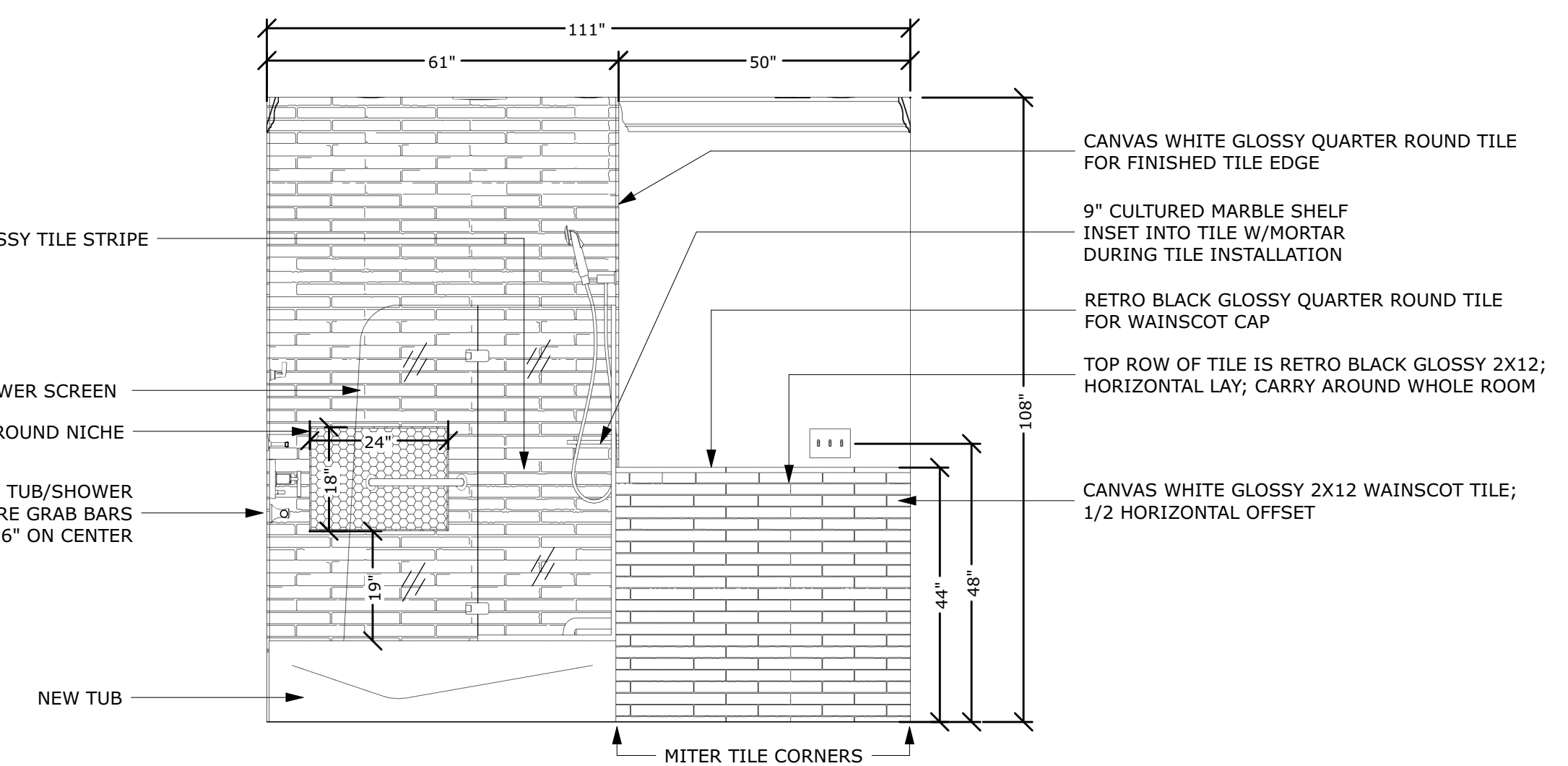
SHEET NUMBER

I1.3

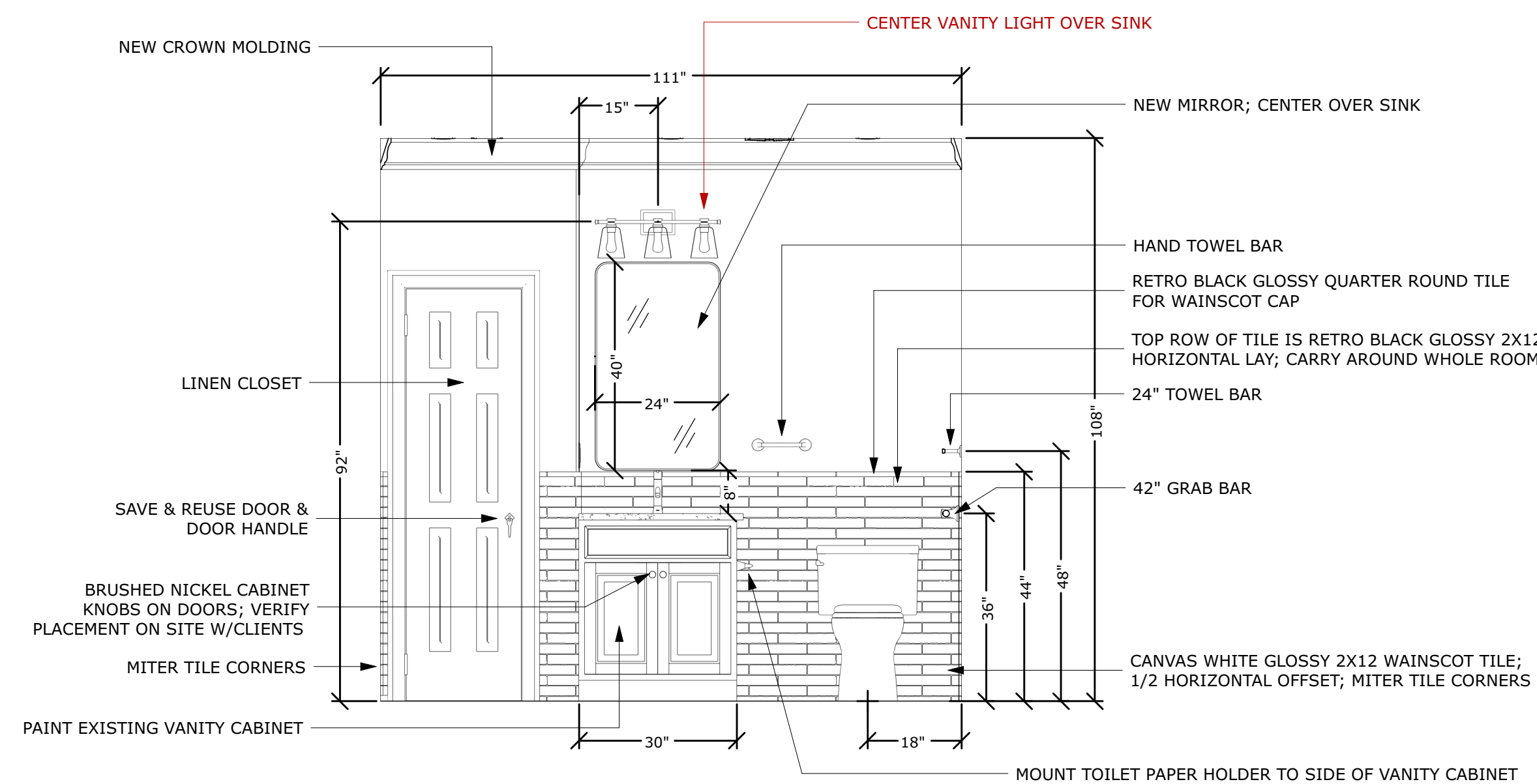


13 PRIMARY BEDROOM - WINDOW WALL CROSS SECTION
Scale: 1/2" = 1'

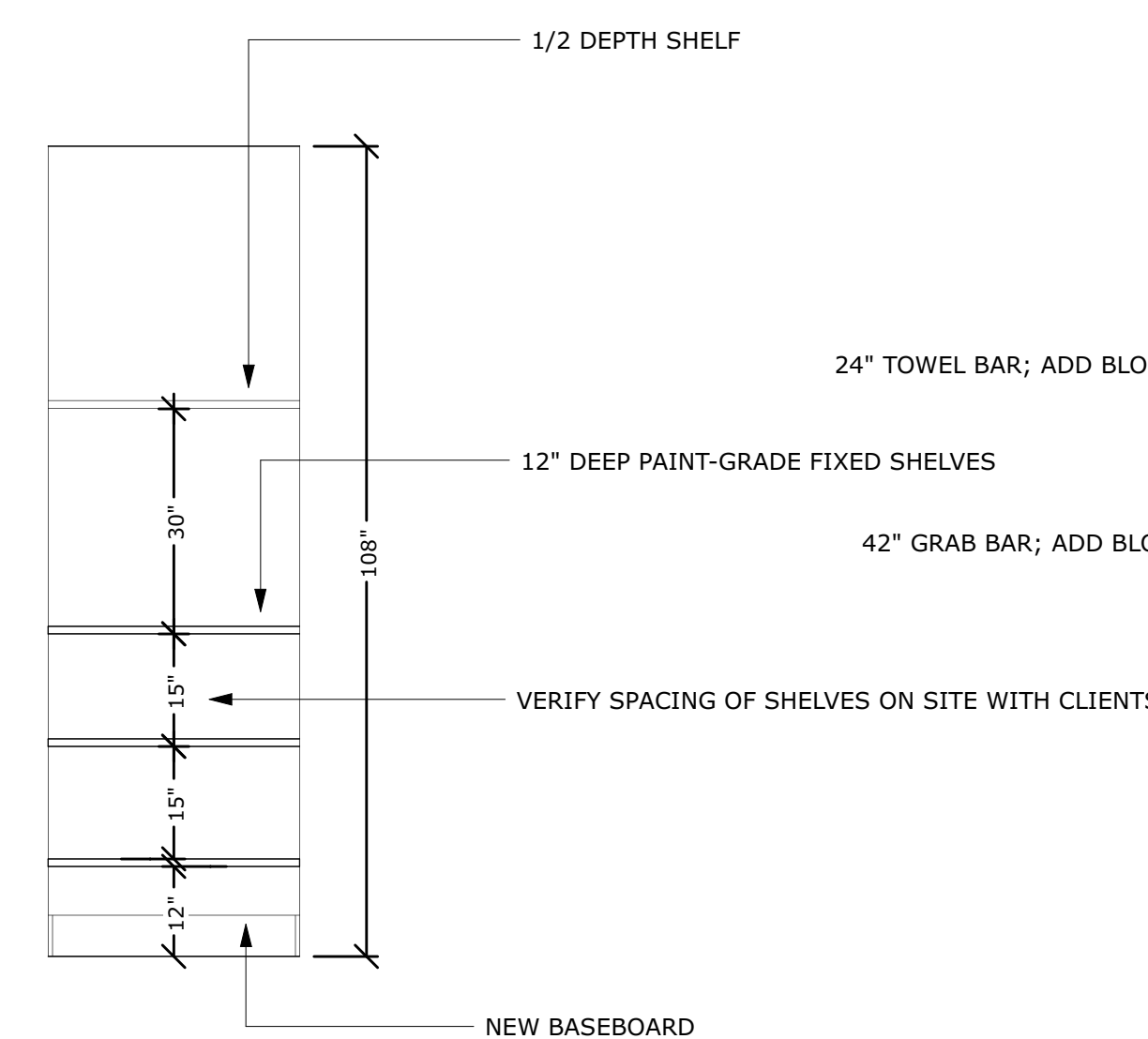
HEIGHT TO BE VERIFIED BY FRAMER & ENGINEER ON SITE



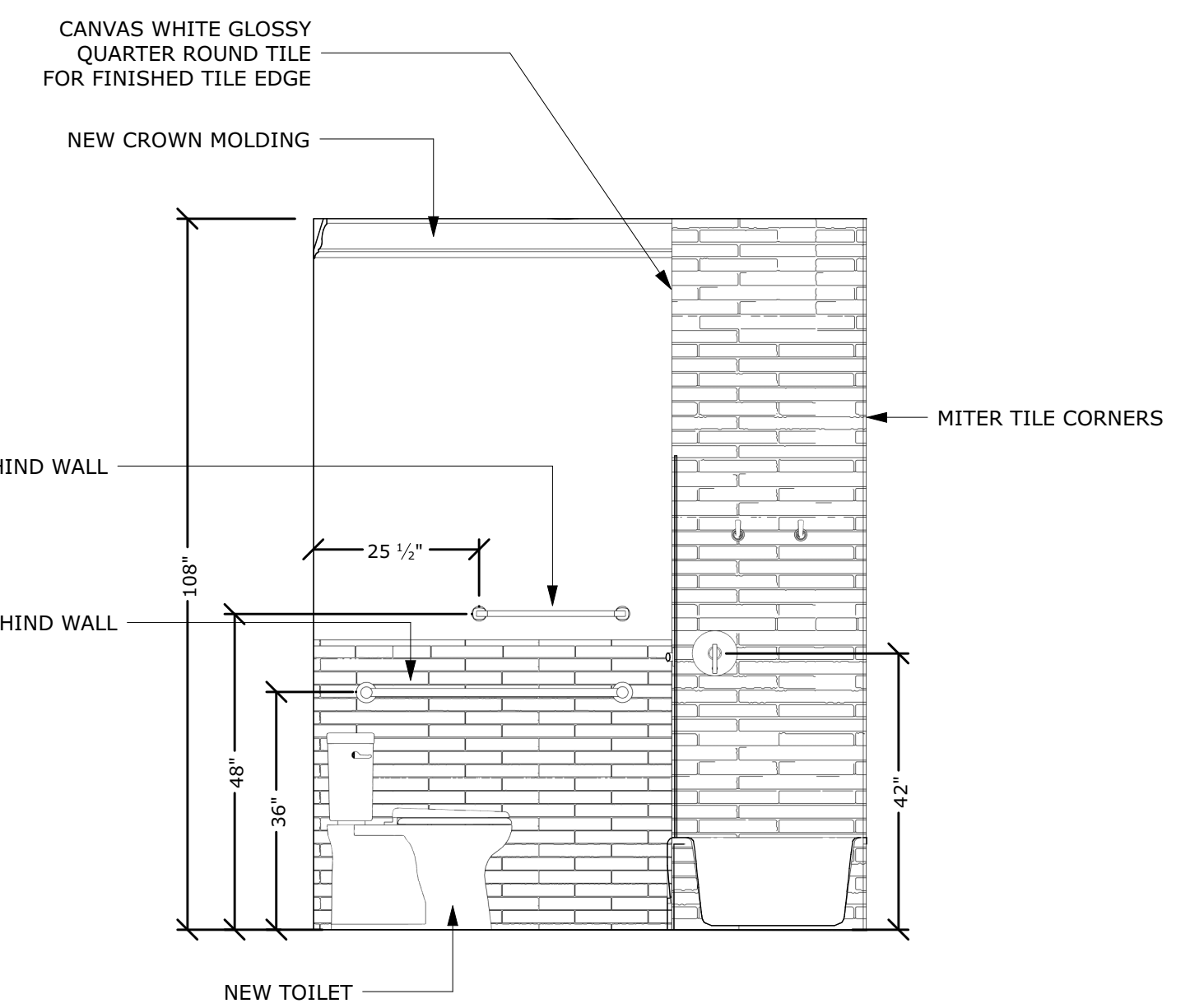
14 GUEST BATH - TUB WALL
Scale: 1/2" = 1'



15 GUEST BATH - VANITY WALL
Scale: 1/2" = 1'



16 GUEST BATH - LINEN CLOSET SHELVING
Scale: 1/2" = 1'



17 GUEST BATH - GRAB BAR WALL
Scale: 1/2" = 1'

FOR ESTIMATING ONLY



SCAN FOR SELECTION SCHEDULE

CLIENT APPROVAL

INITIAL: _____

DATE: _____

INITIAL: _____

DATE: _____

JACOB & STEPHANIE ABRAMI
145 THORAIN BLVD
SAN ANTONIO, TX 78212

EXTERIOR ELEVATIONS

JOB NO.:

26-0039

DESIGNER:

KL

DRAWN BY:

KL

REVIEWED BY:

LC/EA

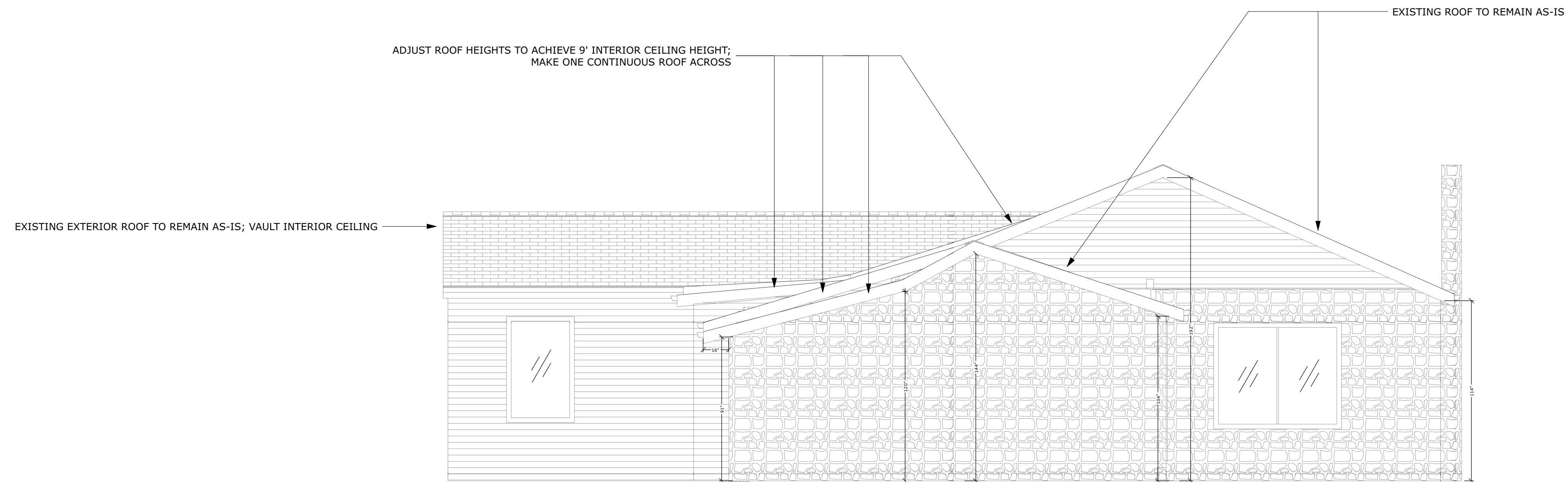
ISSUE DATE:

06.10.26

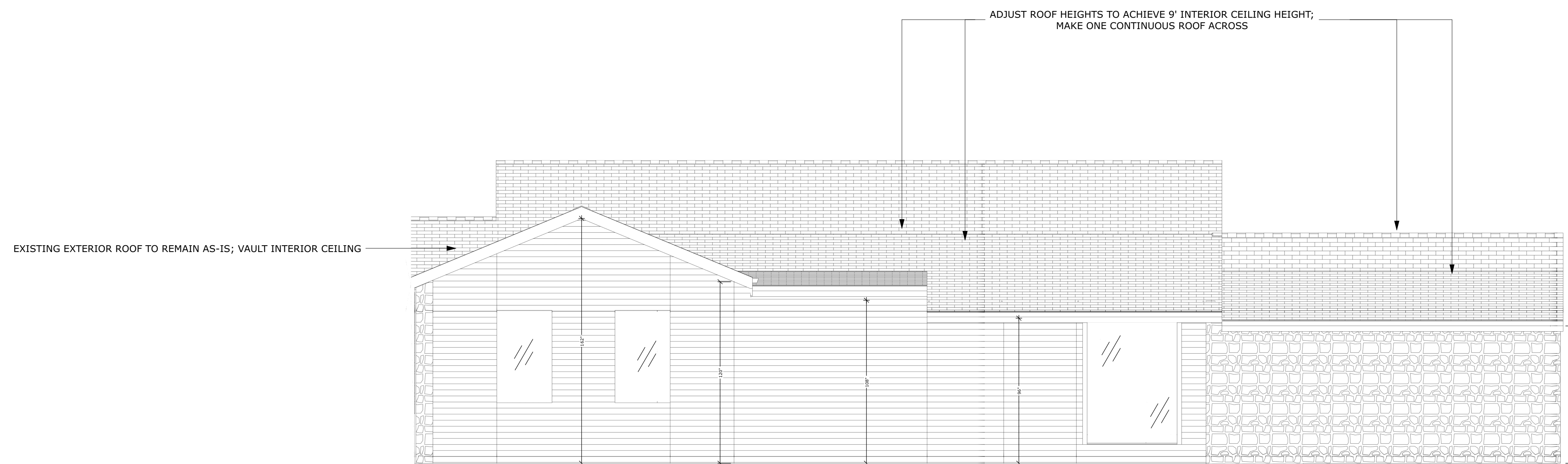
REVISION DATES:

SHEET NUMBER

I1.5



18 EXISTING EXTERIOR ELEVATION - WEST WALL
Scale: 1/4" = 1'



19 EXISTING EXTERIOR ELEVATION - SOUTH WALL
Scale: 1/4" = 1'

FOR ESTIMATING ONLY



SCAN FOR SELECTION SCHEDULE

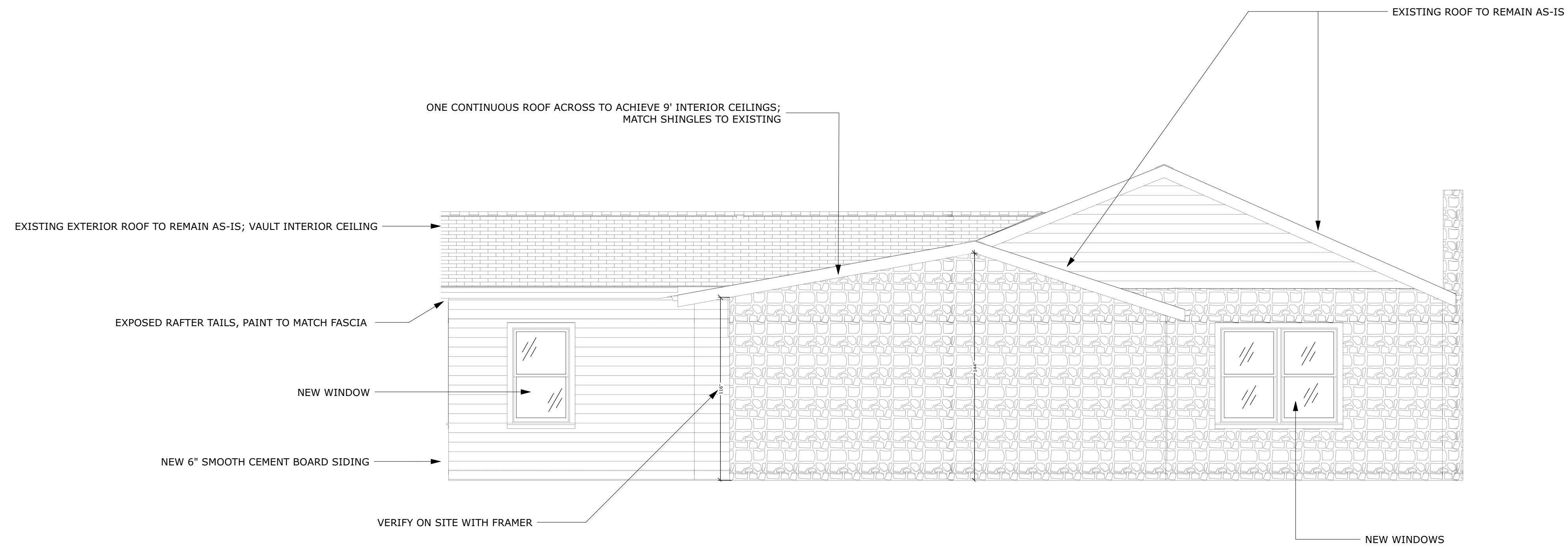
CLIENT APPROVAL

INITIAL: _____

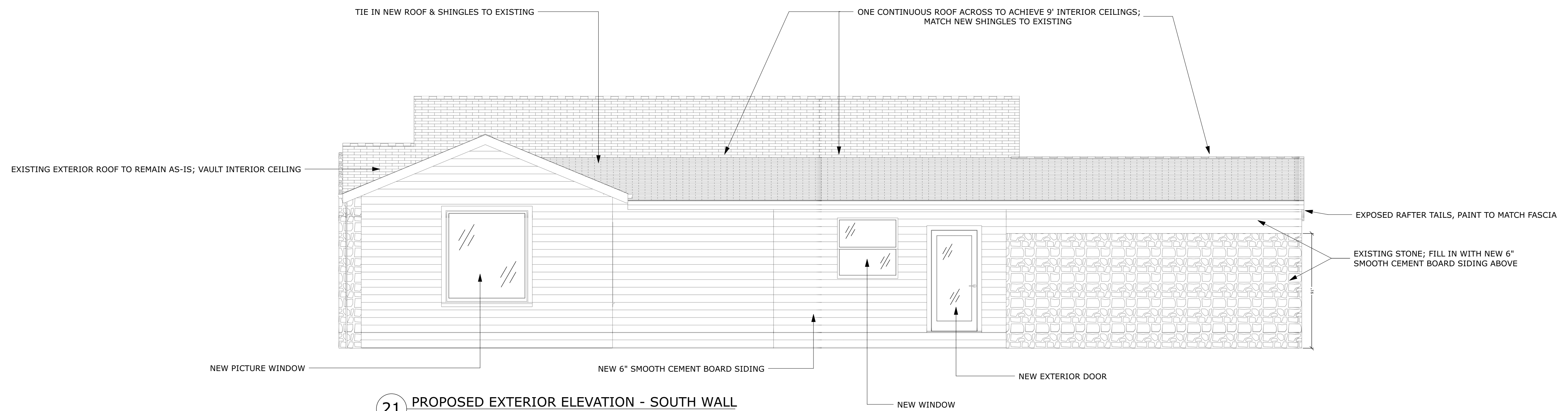
DATE: _____

INITIAL: _____

DATE: _____



20 PROPOSED EXTERIOR ELEVATION - WEST WALL
Scale: 1/4" = 1'



21 PROPOSED EXTERIOR ELEVATION - SOUTH WALL
Scale: 1/4" = 1'

FOR ESTIMATING ONLY

JACOB & STEPHANIE ABRAMI
145 THORAIN BLVD
SAN ANTONIO, TX 78212

EXTERIOR ELEVATIONS

JOB NO.:
26-0039

DESIGNER:
KL

DRAWN BY:
KL

REVIEWED BY:
LC/EA

ISSUE DATE:
06.10.26

REVISION DATES:

SHEET NUMBER

I1.6